



US008110047B2

(12) **United States Patent**
Glenn et al.

(10) **Patent No.:** **US 8,110,047 B2**
(45) **Date of Patent:** **Feb. 7, 2012**

(54) **AUTOMATED WASHING SYSTEM WITH COMPLIANCE VERIFICATION**

(75) Inventors: **James Glenn**, Denver, CO (US); **Paul R. Barnhill**, Aurora, CO (US); **Timothy Prodanovich**, Boulder, CO (US)

(73) Assignee: **Resurgent Health & Medical, LLC**, Golden, CO (US)

(*) Notice: Subject to any disclaimer, the term of this patent is extended or adjusted under 35 U.S.C. 154(b) by 380 days.

2,647,801 A	8/1953	Lycan
2,769,547 A	11/1956	Hirsch
2,789,865 A	4/1957	Shannon
2,826,763 A	3/1958	Bass
2,896,856 A	7/1959	Kravits
3,059,815 A	10/1962	Parsons, Jr.
3,081,471 A	3/1963	Newell
3,220,424 A	11/1965	Nelson
3,243,264 A	3/1966	Hickey
3,437,274 A	4/1969	Apri
3,529,774 A	9/1970	Apri
3,639,844 A	2/1972	Karklys
3,647,147 A	3/1972	Cook
3,699,984 A	10/1972	Davis

(Continued)

(21) Appl. No.: **12/328,712**

(22) Filed: **Dec. 4, 2008**

(65) **Prior Publication Data**

US 2009/0084407 A1 Apr. 2, 2009

Related U.S. Application Data

(62) Division of application No. 11/617,177, filed on Dec. 28, 2006, now Pat. No. 7,682,464.

(60) Provisional application No. 60/863,753, filed on Oct. 31, 2006.

(51) **Int. Cl.**
B08B 7/04 (2006.01)
B08B 7/00 (2006.01)

(52) **U.S. Cl.** **134/18**; 134/56 R

(58) **Field of Classification Search** 702/176;
134/18, 56 R, 57 R, 58 R; 340/573.1; 700/285
See application file for complete search history.

(56) **References Cited**

U.S. PATENT DOCUMENTS

2,325,008 A	7/1943	Gruett
2,386,455 A	10/1945	Green
2,522,928 A	9/1950	Carroll

FOREIGN PATENT DOCUMENTS

DE 19903079 8/2000
(Continued)

OTHER PUBLICATIONS

Plus Search Results for U.S. Appl. No. 11/852,099, searched Apr. 26, 2010.

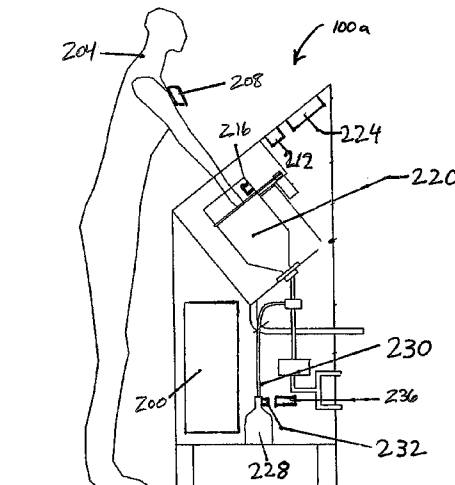
(Continued)

Primary Examiner — Alexander Markoff
(74) *Attorney, Agent, or Firm* — Sheridan Ross P.C.

(57) **ABSTRACT**

A system is provided for providing automated washing and verifying compliance of use. The system provides for identifying individual users of one or more cleaning stations through various technologies, such as RFID. Individual's use of cleaning stations is monitored to determine compliance with hand-washing requirements. A compliance report may be generated based on data associated with one or more individuals' use of the cleaning station(s). Educational and/or entertainment content may be displayed to the user when he or she is using the cleaning station. Additionally, the cleaning station may identify containers having authorized consumables such as soap or disinfectant.

21 Claims, 7 Drawing Sheets



U.S. PATENT DOCUMENTS					
3,744,149 A	7/1973	Helbling	5,812,059 A	9/1998	Shaw et al.
3,754,559 A	8/1973	Seiwert	5,818,617 A	10/1998	Shipley
3,757,806 A	9/1973	Baaskar et al.	5,822,418 A	10/1998	Yacenda et al.
3,817,651 A	6/1974	Law et al.	5,822,544 A	10/1998	Chaco et al.
3,844,278 A	10/1974	Weider	5,823,447 A	10/1998	Maybach
3,881,328 A	5/1975	Kleimola et al.	5,838,223 A	11/1998	Gallant et al.
3,918,117 A	11/1975	Plante	5,845,225 A	12/1998	Mosher
3,918,987 A	11/1975	Kopfer	5,860,437 A	1/1999	Fernie
3,967,478 A	7/1976	Guinn	5,863,497 A	1/1999	Dirksing
3,992,730 A	11/1976	Davis	5,870,015 A	2/1999	Hinkel
3,997,873 A	12/1976	Thornton	5,900,067 A	5/1999	Jones
4,001,599 A	1/1977	Karklys	5,900,801 A	5/1999	Heagle et al.
4,020,856 A	5/1977	Masterson	5,924,148 A	7/1999	Flowers, Sr.
4,073,301 A	2/1978	Mackinnon	5,939,974 A	8/1999	Heagle et al.
4,120,180 A	10/1978	Jedora	5,945,068 A	8/1999	Ferone
4,137,929 A	2/1979	Grossman	5,945,910 A	8/1999	Gorra
4,219,367 A	8/1980	Cary, Jr. et al.	5,952,924 A	9/1999	Evans et al.
4,275,385 A	6/1981	White	5,954,069 A	9/1999	Foster
4,295,233 A	10/1981	Hinkel et al.	5,966,573 A	10/1999	Yu et al.
4,398,310 A	8/1983	Lienhard	5,966,753 A	10/1999	Gauthier et al.
4,402,331 A	9/1983	Taldo et al.	5,972,126 A	10/1999	Fernie
4,453,286 A	6/1984	Wieland	5,979,500 A	11/1999	Jahrling et al.
4,496,519 A	1/1985	McGuire	5,992,430 A	11/1999	Chardack et al.
4,509,543 A	4/1985	Livingston et al.	6,029,600 A	2/2000	Davis
4,601,064 A	7/1986	Shipley	6,031,461 A	2/2000	Lynn
4,606,085 A	8/1986	Davies	6,037,871 A	3/2000	Babylon
4,606,500 A	8/1986	Mussler et al.	6,038,331 A	3/2000	Johnson
4,670,010 A	6/1987	Dragone	6,038,519 A	3/2000	Gauthier et al.
4,688,585 A	8/1987	Vetter	6,110,292 A	8/2000	Jewett et al.
4,769,863 A	9/1988	Tegg et al.	6,125,482 A	10/2000	Foster
4,817,651 A	4/1989	Crisp et al.	6,131,587 A	10/2000	Chardack et al.
4,896,144 A	1/1990	Bogstad	6,147,607 A	11/2000	Lynn
4,916,435 A	4/1990	Fuller	6,161,227 A	12/2000	Bargenquast
4,921,211 A	5/1990	Novak et al.	6,176,941 B1	1/2001	Jewett et al.
4,925,495 A	5/1990	Crisp et al.	6,195,588 B1	2/2001	Gauthier et al.
4,942,631 A	7/1990	Rosa	6,211,788 B1	4/2001	Lynn et al.
4,999,613 A	3/1991	Williamson et al.	6,232,870 B1	5/2001	Garber et al.
5,016,172 A	5/1991	Dessertine	6,235,351 B1	5/2001	DiMarzio et al.
5,031,258 A	7/1991	Shaw	6,236,317 B1	5/2001	Cohen et al.
5,060,323 A	10/1991	Shaw	6,236,953 B1	5/2001	Segal
5,074,322 A	12/1991	Jaw	6,268,797 B1	7/2001	Berube et al.
RE33,810 E	2/1992	Strieter	6,278,372 B1	8/2001	Velasco, Jr. et al.
5,086,526 A	2/1992	Van Marcke	6,317,717 B1	11/2001	Lindsey et al.
5,119,104 A	6/1992	Heller	6,335,686 B1	1/2002	Goff et al.
5,184,642 A	2/1993	Powell	6,344,794 B1	2/2002	Ulrich et al.
5,193,563 A	3/1993	Melech	6,351,866 B1	3/2002	Bragulla
5,199,118 A	4/1993	Cole et al.	6,392,546 B1	5/2002	Smith
5,202,666 A	4/1993	Knippscheer	6,399,853 B1	6/2002	Roe et al.
5,238,749 A	8/1993	Cueman et al.	6,404,837 B1	6/2002	Thompson et al.
5,257,423 A	11/1993	Jacobsen et al.	6,413,921 B1	7/2002	Childers et al.
5,265,628 A	11/1993	Sage et al.	6,417,773 B1	7/2002	Vlahos et al.
5,291,399 A	3/1994	Chaco	6,424,262 B2	7/2002	Garber et al.
5,340,581 A	8/1994	Tseng et al.	6,426,701 B1	7/2002	Levy et al.
5,387,993 A	2/1995	Heller et al.	6,431,189 B1	8/2002	Deibert
RE35,035 E	9/1995	Shipley	6,448,886 B2	9/2002	Garber et al.
5,455,851 A	10/1995	Chaco et al.	6,462,656 B2	10/2002	Ulrich et al.
5,465,082 A	11/1995	Chaco	6,486,780 B1	11/2002	Garber et al.
5,503,840 A	4/1996	Jacobson et al.	6,523,193 B2	2/2003	Saraya
5,515,426 A	5/1996	Yacenda et al.	6,524,390 B1	2/2003	Jones
5,548,637 A	8/1996	Heller et al.	6,539,393 B1	3/2003	Kabala
5,561,412 A	10/1996	Novak et al.	6,542,568 B1	4/2003	Howes, Jr. et al.
5,572,195 A	11/1996	Heller et al.	6,577,240 B2	6/2003	Armstrong
5,594,786 A	1/1997	Chaco et al.	6,600,420 B2	7/2003	Goff et al.
5,601,100 A	2/1997	Kawakami et al.	6,663,719 B2	12/2003	Shinozaki et al.
5,610,589 A	3/1997	Evans et al.	6,671,890 B2	1/2004	Nishioka
5,633,742 A	5/1997	Shipley	6,706,243 B1	3/2004	Sias et al.
5,670,945 A	9/1997	Applonie	6,707,873 B2	3/2004	Thompson et al.
5,689,229 A	11/1997	Chaco et al.	6,727,818 B1	4/2004	Wildman et al.
5,695,091 A	12/1997	Winings et al.	6,733,595 B1	5/2004	Grillo
5,699,038 A	12/1997	Ulrich et al.	6,759,959 B2	7/2004	Wildman
5,702,115 A	12/1997	Pool	6,768,419 B2	7/2004	Garber et al.
5,727,579 A	3/1998	Chardack	6,825,763 B2	11/2004	Ulrich et al.
5,745,272 A	4/1998	Shipley	6,832,916 B2	12/2004	Collopy
5,765,242 A	6/1998	Marciano	6,882,278 B2	4/2005	Winings et al.
5,774,865 A	6/1998	Glynn	6,883,563 B2	4/2005	Smith
5,781,942 A	7/1998	Allen et al.	6,892,143 B2	5/2005	Howes, Jr. et al.
5,793,653 A	8/1998	Segal	6,902,397 B2	6/2005	Farrell et al.
5,808,553 A	9/1998	Cunningham	6,938,282 B2	9/2005	Yamamoto
			6,956,498 B1	10/2005	Gauthier et al.

6,970,574	B1	11/2005	Johnson
D512,648	S	12/2005	Smith et al.
6,975,231	B2	12/2005	Lane et al.
6,992,561	B2	1/2006	Sandt et al.
7,010,369	B2	3/2006	Borders et al.
7,015,816	B2	3/2006	Wildman et al.
7,020,508	B2	3/2006	Stivoric et al.
7,023,980	B2	4/2006	Lenard et al.
7,080,061	B2	7/2006	Kabala
7,107,631	B2	9/2006	Lang et al.
7,113,094	B2	9/2006	Garber et al.
7,119,688	B2	10/2006	Wildman
7,120,800	B2	10/2006	Ginter et al.
7,123,151	B2	10/2006	Garber et al.
7,150,293	B2	12/2006	Jonte
7,174,577	B2	2/2007	Jost et al.
7,242,306	B2	7/2007	Wildman et al.
7,242,307	B1	7/2007	LeBlond et al.
7,248,933	B2	7/2007	Wildman
7,270,268	B2	9/2007	Garber et al.
7,271,719	B2	9/2007	Ku et al.
7,271,728	B2	9/2007	Taylor et al.
7,423,533	B1	9/2008	LeBlond et al.
7,443,305	B2	10/2008	Verdiramo
2002/0019709	A1	2/2002	Segal
2002/0104083	A1	8/2002	Hendricks et al.
2002/0135486	A1	9/2002	Brohagen et al.
2002/0175182	A1	11/2002	Matthews
2003/0069815	A1	4/2003	Eisenberg et al.
2003/0089771	A1	5/2003	Cybulski et al.
2003/0197122	A1	10/2003	Faiola et al.
2004/0083547	A1	5/2004	Mercier
2004/0133081	A1	7/2004	Teller et al.
2004/0150527	A1	8/2004	Harper et al.
2004/0255409	A1	12/2004	Hilscher et al.
2005/0134465	A1	6/2005	Rice et al.
2005/0136949	A1	6/2005	Barnes
2005/0139239	A1	6/2005	Prae
2005/0147526	A1	7/2005	Hishida
2005/0151641	A1	7/2005	Ulrich et al.
2005/0171634	A1	8/2005	York et al.
2005/0248461	A1	11/2005	Lane et al.
2006/0019200	A1	1/2006	Vermeersch et al.
2006/0122474	A1	6/2006	Teller et al.
2006/0132316	A1	6/2006	Wildman et al.
2006/0224051	A1	10/2006	Teller et al.
2006/0229891	A1	10/2006	Grier
2006/0231568	A1	10/2006	Lynn et al.
2006/0241396	A1	10/2006	Fabian et al.
2006/0264730	A1	11/2006	Stivoric et al.
2007/0011893	A1	1/2007	Garber et al.
2007/0020212	A1	1/2007	Bernal et al.
2007/0247316	A1	10/2007	Wildman et al.
2007/0257803	A1	11/2007	Munro et al.
2007/0273525	A1	11/2007	Garber et al.
2008/0001763	A1	1/2008	Raja et al.
2008/0031838	A1	2/2008	Bolling
2008/0099043	A1	5/2008	Barnhill et al.
2008/0099045	A1	5/2008	Glenn et al.
2008/0099046	A1	5/2008	Barnhill et al.
2008/0099047	A1	5/2008	Barnhill et al.
2008/0099048	A1	5/2008	Barnhill et al.
2008/0099049	A1	5/2008	Barnhill et al.
2008/0099050	A1	5/2008	Barnhill
2008/0100441	A1	5/2008	Prodanovich et al.
2008/0103636	A1	5/2008	Glenn et al.
2009/0083970	A1	4/2009	Barnhill et al.
2009/0084414	A1	4/2009	Barnhill et al.
2009/0084417	A1	4/2009	Barnhill et al.
2009/0090389	A1	4/2009	Barnhill et al.
2009/0090390	A1	4/2009	Barnhill et al.
2009/0094814	A1	4/2009	Barnhill et al.

2009/0107528	A1	4/2009	Barnhill et al.
2010/0095983	A1	4/2010	Barnhill et al.
2010/0097224	A1	4/2010	Prodanovich et al.
2010/0313916	A1	12/2010	Barnhill
2010/0326472	A1	12/2010	Glenn

FOREIGN PATENT DOCUMENTS

EP	0396039	11/1990
EP	0616658	9/1994
EP	0758702	2/1997
EP	1872802	1/2008
EP	1935515	6/2008
FR	2659217	9/1991
GB	2324397	10/1998
JP	5-329065	12/1993
WO	WO 80/01983	10/1980
WO	WO 93/10311	5/1993
WO	WO 03/086274	10/2003

OTHER PUBLICATIONS

U.S. Appl. No. 12/643,786, Glenn et al. (Dec. 21, 2009).
 Search Results, Mar. 2007, 27 pages.
 Background section of the above-captioned application (previously provided).
 International Search Report for International (PCT) Patent Application No. PCT/US2007/83221, mailed Aug. 6, 2008.
 Written Opinion for International (PCT) Patent Application No. PCT/US2007/83221, mailed Aug. 6, 2008.
 International Preliminary Report on Patentability for International (PCT) Patent Application No. PCT/US2007/83221, mailed May 14, 2009.
 Official Action for U.S. Appl. No. 11/617,177, mailed Feb. 19, 2009.
 Official Action for U.S. Appl. No. 11/852,099, mailed Jun. 24, 2009.
 European Search Report for European Patent Application No. 07863731.1, mailed May 11, 2010.
 Official Action for European Patent Application No. 07863731.1, mailed May 31, 2010.
 Notice of Allowance for U.S. Appl. No. 11/852,099, mailed Jun. 1, 2010.
 "Case Study: FL hospital used IT to monitor hand washing", FierceHealthIT website, dated Aug. 3, 2009, available at <http://www.fiercehealthit.com/node/8503/print>, printed on Aug. 11, 2009, p. 1.
 U.S. Appl. No. 12/432,693, Barnhill (Apr. 29, 2009).
 U.S. Appl. No. 12/432,698, Barnhill et al. (Apr. 29, 2009).
 U.S. Appl. No. 12/432,711, Glenn, et al. (Apr. 29, 2009).
 U.S. Appl. No. 12/432,716, Barnhill (Apr. 29, 2009).
 U.S. Appl. No. 12/432,718, Barnhill, et al. (Apr. 29, 2009).
 "Michigan IT Companies Helping the University of Miami Center for Patient Safety Tackle a Leading Cause of Death Using an RTLS Solution to Monitor Staff Hand-Washing Compliance", prnewswire website, dated Jul. 29, 2009, available at <http://news.prnewswire.com/DisplayReleaseContent.aspx?ACCT=104&STORY=/www/story/07-29/2009/0005068398&EDATE>, printed on Aug. 10, 2009, pp. 1-2.
 "HYGREEN the Intelligent Hand Hygiene Solution", Xhale, Inc., date unknown, 2 pages.
 "HyGreen: How it Works", available at <http://www.xhale.com/hygreen/solution/How.asp>, printed Jul. 14, 2009, pp. 1-2.
 "HyGreen: Sample Reporting", available at <http://www.xhale.com/hygreen/solution/Reporting.asp>, printed Jul. 14, 2009, pp. 1-3.
 "HandGiene" available at <http://handgienecorp.com/index.jsp>, printed Nov. 2, 2009, pp. 1-2.
 Notice of Allowance for U.S. Appl. No. 11/617,177, mailed Oct. 30, 2009.
 International Search Report for International (PCT) Patent Application No. PCT/US07/749950, mailed Aug. 27, 2008.
 Written Opinion for International (PCT) Patent Application No. PCT/US07/749950, mailed Aug. 27, 2008.

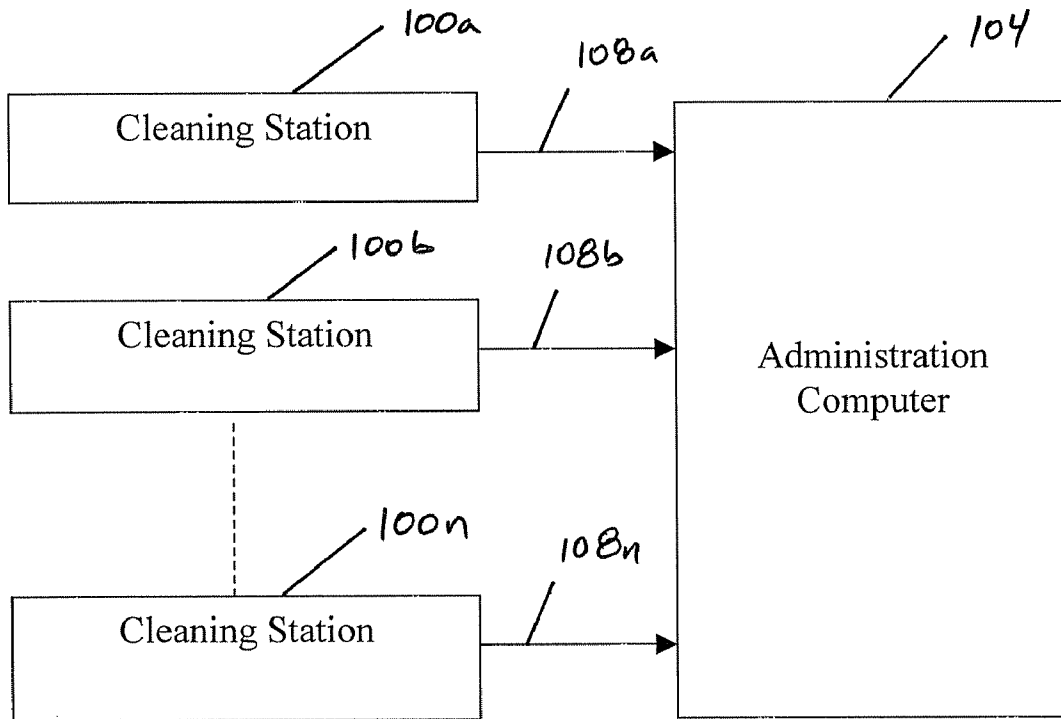


Fig.1

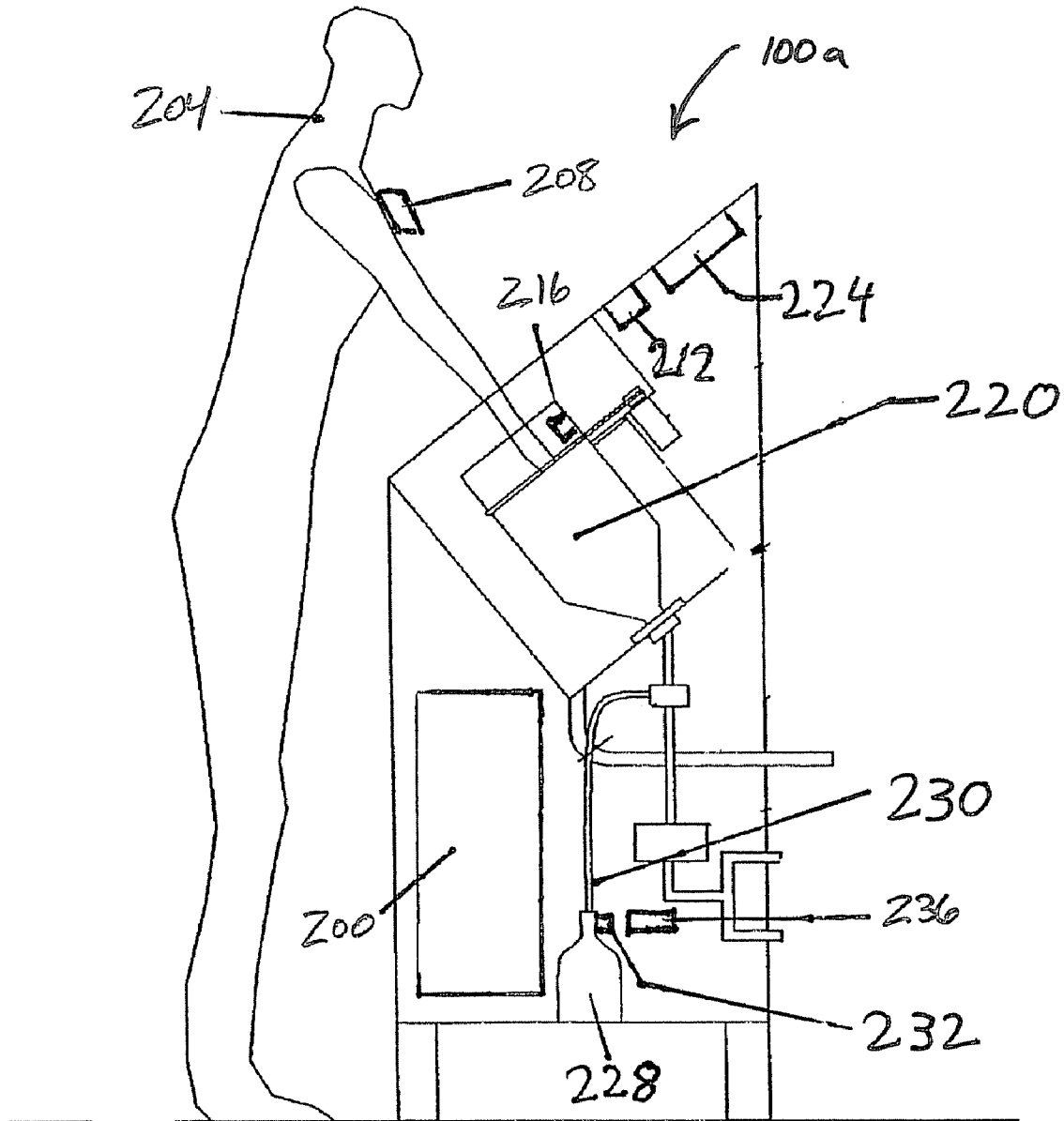


FIG. 2

CLEANING STATION OPERATIONS MONITOR 200

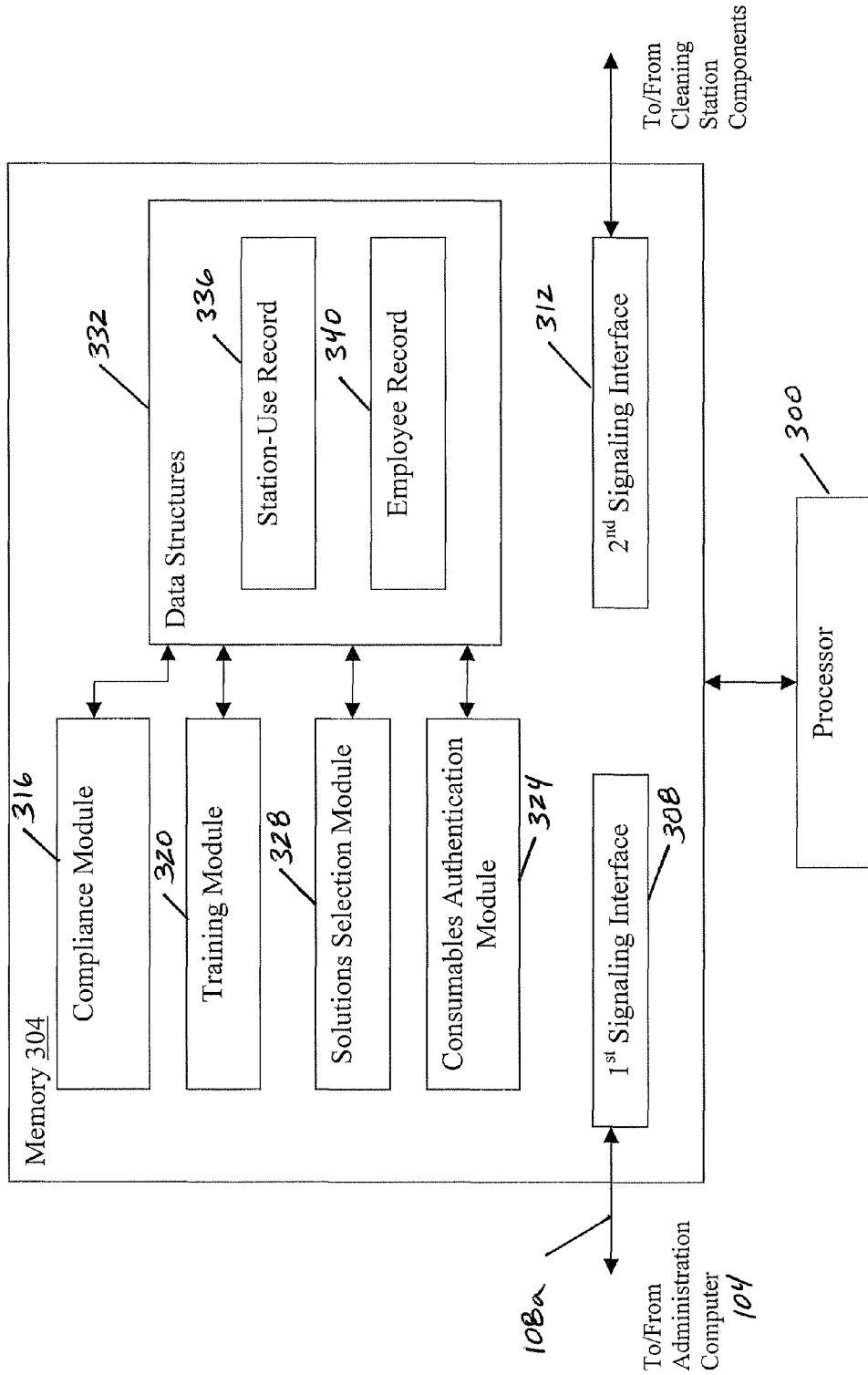


Fig. 3

CLEANING STATION-USE RECORD 336

EMPLOYEE NAME	TIME STAMP	DURATION	DATE	COMPLIANCE
Janet Smith	08:00:00 a.m.	10 secs	5/21/2006	Y
Bill Powers	09:00:23 a.m.	5 secs	5/21/2006	N
Jason Williams	10:07:40 a.m.	12 secs	5/21/2006	Y
Judy Jones	11:10:05 a.m.	11 secs	5/21/2006	Y
Sandra Collins	11:20:31 a.m.	6 secs	5/21/2006	N

Fig. 4

EMPLOYEE RECORD 340

EMPLOYEE NAME	HAND WASHING STATISTICS	CURRENT TRAINING SEGMENT	PREFERRED ENTERTAINMENT CONTENT	ALLERGY
Sandra Collins	94%	3	Sports	None
Bill Forbes	97%	5	News	Solution A
Jane Givens	91%	4	Sports	None
Judy Jones	99%	9	News	None
Bill Powers	85%	1	News	None
Janet Smith	95%	8	Sports	None
Jason Williams	90%	4	News	None

Fig. 5

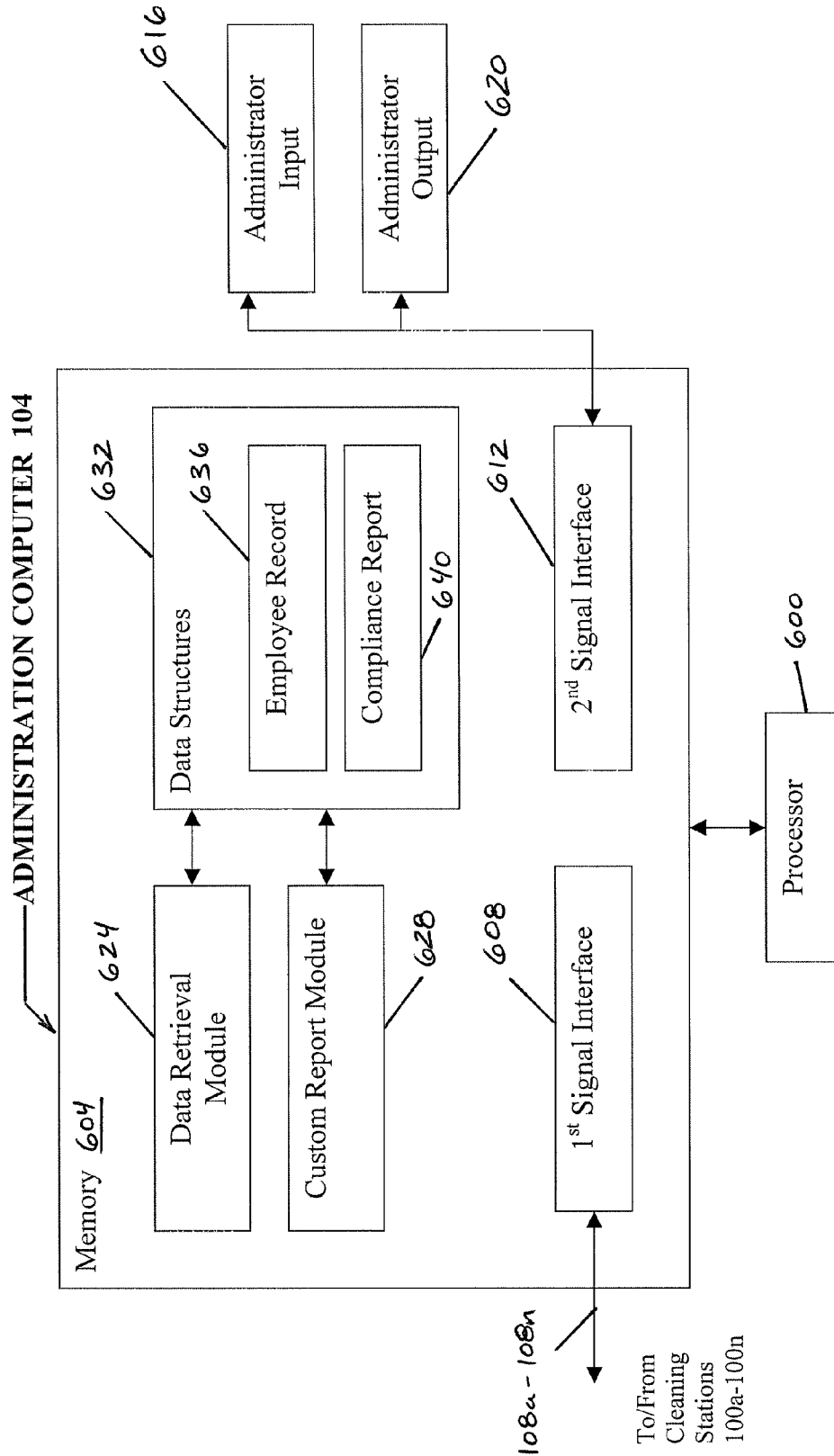


Fig. 6

COMPLIANCE REPORT 640

EMPLOYEE NAME	TIME	DATE	LOCATION	FULL CYCLE
Janet Smith	8:00 a.m.	5/21/2006	A	Y
Bill Powers	9:00 a.m.	5/21/2006	A	N
Bill Forbes	10:00 a.m.	5/21/2006	C	N
Jason Williams	10:07 a.m.	5/21/2006	A	Y
Jane Givens	10:30 a.m.	5/21/2006	D	N
Judy Jones	11:10 a.m.	5/21/2006	A	Y
Sandra Collins	11:20 a.m.	5/21/2006	A	Y

Fig. 7

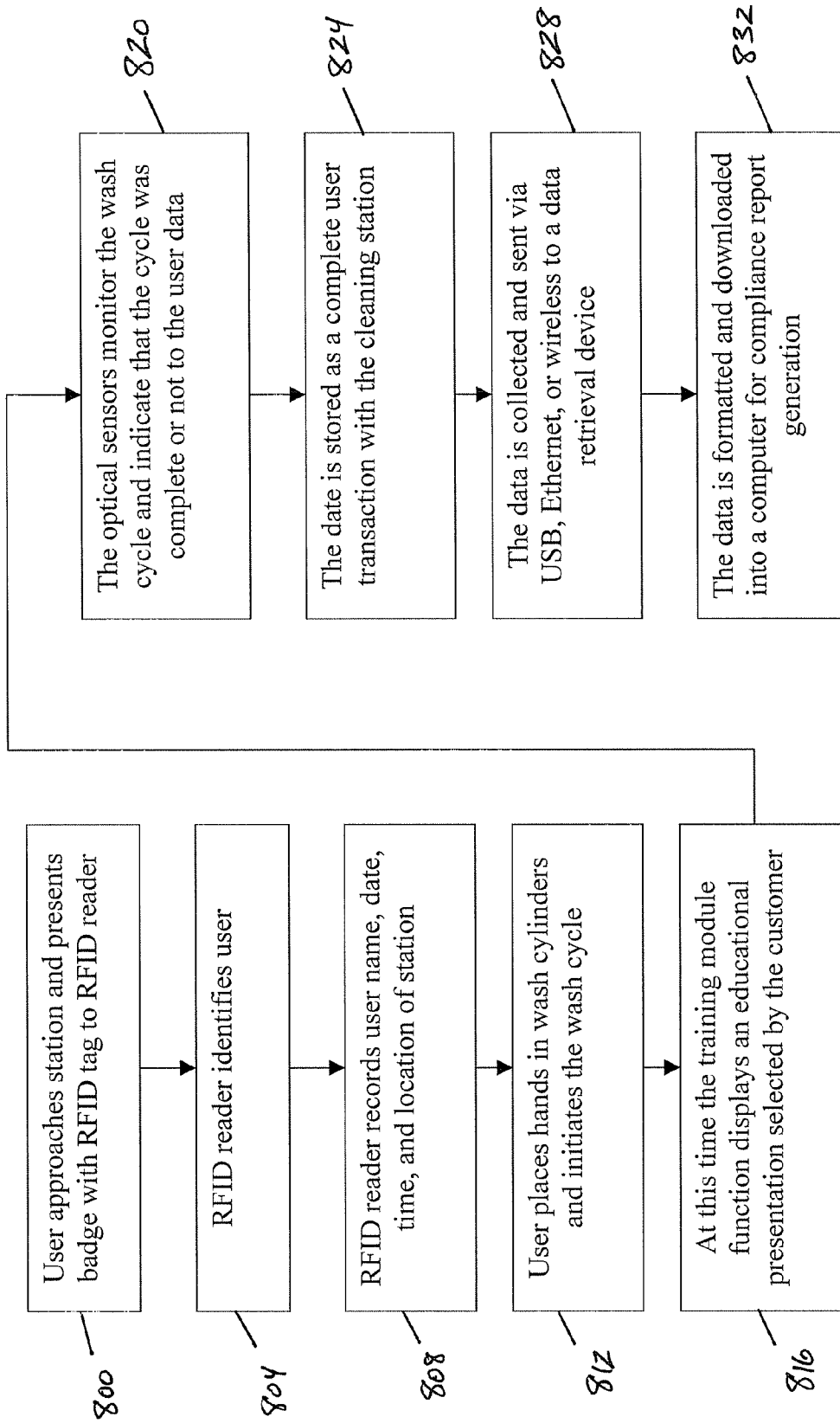


Fig. 8

AUTOMATED WASHING SYSTEM WITH COMPLIANCE VERIFICATION

CROSS REFERENCE TO RELATED APPLICATION

The present application is a divisional of U.S. patent application Ser. No. 11/617,177, filed Dec. 28, 2006, entitled "AUTOMATED WASHING SYSTEM WITH COMPLIANCE VERIFICATION" which claims the benefit of U.S. Provisional Patent Application Ser. No. 60/863,753 filed on Oct. 31, 2006, and entitled "AUTOMATED WASHING SYSTEM WITH COMPLIANCE VERIFICATION", the entire content of which is incorporated herein by reference in its entirety.

FIELD

The present invention relates to automated washing systems, and more particularly, to automated washing systems comprising a way of monitoring and/or verifying user participation.

BACKGROUND

The importance of cleanliness has long been recognized, particularly in the fields of health-care, food preparation, and laboratories, to name but a few. The practice of surgical scrubbing by surgeons and other operating room personnel is probably the epitome of efforts to cleanse the hands and forearms of persons working in sterile environments. Although manual hand-washing can appear effective, medical experts have concluded that automated hand-washing increases hand-washing compliance and reduces the risk of infection.

Touchless automated hand-washing devices are designed to wash the hands of the user and provide the proper amount of antimicrobial solution in a set time. Additionally, these systems diminish the deterrent effects of friction and irritation associated with frequent manual hand-washing. Notwithstanding the benefits and convenience of automated washing devices, difficulties still exist with verifying employee or staff use of the washing apparatus. Accordingly, it would be advantageous to have a system that provides automated washing with a way of verifying usage by the intended users.

In addition to the foregoing, problems also exist with verifying that the proper soap solutions or disinfectants are being used in a cleaning station. In addition, problems exist with assessing whether a user has an allergy where the user should not use a certain type of soap or disinfectant provided in a cleaning station. In addition, problems exist in providing a solution in a cleaning station to avoid an allergy of a user. Also, problems exist in providing user specific formulations that address, for example, the user's specific job duties. In addition, problems exist in motivating users to stay at a cleaning station for its entire cleaning cycle. Also, problems exist in providing information to a manager or administrator regarding monitoring one or more cleaning stations, wherein the monitoring may include review of data directed to addressing one or more of the above noted problems. These shortcomings are addressed by the various embodiments of the present invention.

SUMMARY

In accordance with embodiments of the present invention, a Radio Frequency Identification ("RFID") system is dis-

closed for use in connection with an automated hand-washing station. However, as described herein, other identifying technologies are appropriate, and such technologies are encompassed by the scope of the present invention. It is to be understood therefore, that RFID is used as an example and is not intended to limit the scope of the present invention.

The system is operable to record and report on user compliance with hand-washing requirements. To ensure user safety and product performance, the system has the capability to ensure that only authorized consumable solutions are used in the cleaning station. The RFID data capture capability, in conjunction with a video system, allows users to have real time feedback of their personal compliance as well as individual user focused information conveyed at the time of utilizing the cleaning station.

In accordance with one or more embodiments described herein, the user carries a RFID tag that is programmed with information specific to the individual. Upon approaching the cleaning station, a RFID reader recognizes the user's tag and records the user name, time, date, station location, and whether the cleaning event was a complete cycle. The data is stored in the readers' database until captured via various methods and transferred into a report format for the administrator. The administrator can then review the compliance statistics for the various users.

In a separate aspect of the invention, and in accordance with one or more embodiments described herein, the RFID system is well suited to monitoring whether a consumable item used in the cleaning station is authentic or not authorized. Upon detection of an improper consumables item the cleaning station may deactivate. A RFID tag is attached to the consumable product, such as a cleaning solution bottle. When installed in the cleaning station, the tag attached to the solution bottle will confirm to the RFID system by way of the unique tag identifier that the subject bottle contains an authorized solution. Without this verification, a user of the station may inadvertently use another solution that is harmful to the user or ineffective for the use intended. Another benefit is that an authorized solution will be at the correct viscosity to ensure the proper dosage is used in the wash cycle and the mechanical action of the station will not be compromised by plugged fluid nozzles and lines.

Various embodiments of the present invention are set forth in the attached figures and in the detailed description of the invention as provided herein and as embodied by the claims. It should be understood, however, that this Summary does not contain all of the aspects and embodiments of the present invention, is not meant to be limiting or restrictive in any manner, and that the invention as disclosed herein is and will be understood by those of ordinary skill in the art to encompass obvious improvements and modifications thereto.

Additional advantages of the present invention will become readily apparent from the following discussion, particularly when taken together with the accompanying drawings.

BRIEF DESCRIPTION OF THE DRAWINGS

FIG. 1 is a block diagram of components that may be included in embodiments of the present invention;

FIG. 2 is a schematic depiction of a cleaning station in accordance with embodiments of the present invention;

FIG. 3 is a block diagram of a cleaning station operations monitor in accordance with embodiments of the present invention;

FIG. 4 is an exemplary station-use record in accordance with embodiments of the present invention;

FIG. 5 is an exemplary employee record in accordance with embodiments of the present invention;

FIG. 6 is a block diagram of an administration computer in accordance with embodiments of the present invention;

FIG. 7 is an exemplary compliance report in accordance with embodiments of the present invention; and

FIG. 8 is a flow chart depicting aspects of a method of monitoring hand-washing compliance in accordance with embodiments of the present invention.

The drawings are not necessarily to scale.

DETAILED DESCRIPTION

The present invention is directed to a system and method for ensuring employee compliance with washing requirements, such as hand-washing requirements. However, it is to be understood that embodiments of the present application are also applicable to other types of washing systems, including for example, boot-washing systems. In accordance with embodiments of the present invention, employee use of one or more automated cleaning stations is monitored. The cleaning stations operate to dispense one or more fluids, such as water, a cleaning fluid, such as soap, and/or a disinfectant, etc., while a person's hands are placed in a washbasin. As used herein, a "washbasin" means a structure associated with the cleaning station where the hands (or boots) are cleaned, such as one or more wash cylinders, spray areas, pans, tubs, etc. Employees may be instructed to wash their hands for a minimum amount of time that has been determined to be sufficient to provide a complete cleaning. The minimum time needed to provide a complete cleaning and/or the types of fluids, agents, and/or cleaning methods used in the automated cleaning may vary depending a variety of factors including the employee's job duties and/or his or her past noncompliance. The cleaning stations are operable to record and report data related to employee compliance with such requirements.

Referring now to FIG. 1, components of a compliance system in accordance with embodiments of the present invention are illustrated in block diagram form. Shown in FIG. 1 is a plurality of cleaning stations **100a**, **100b** . . . **100n**. The cleaning stations **100a-100n** may be used by people employed at a facility that requires employees to wash their hands. Such facilities may include, for example, restaurants, food processing facilities, hospitals and laboratories. Also shown in FIG. 1 is an administration computer **104** for use by a manager or administrator of the facility. The administration computer **104** is operable to generate a compliance report as described herein.

The administration computer **104** communicates with the cleaning stations **100a-100n** over a plurality of communication links **108a**, **108b** . . . **108n**. The communication links may be implemented by any one of a variety of methods and may depend on the type of facility in which the cleaning stations **100a-100n** are used. In particular, the communication links **108a-108n** may be implemented as part of a local area network (LAN) or a wide area network (WAN). More particularly, the communication links **108a-108n** may be implemented using such protocols as Ethernet or USB. The communications links **108a-108n** may be implemented as wired or wireless connections. It may be the case that the administration computer **104** is located in a separate facility from one or more of the cleaning stations **100a-100n**. In this case, a distributed data network such as the Internet may form part of the communication links **108a-108n**.

Referring now to FIG. 2, an exemplary cleaning station **100a** is illustrated. The cleaning station **100a** includes a cleaning station operations monitor **200**. The cleaning station

operations monitor **200** may comprise a computational device such as a general-purpose computer, controller, or ASIC that controls and coordinates the operation of the various electronic components associated with the cleaning station **100a**. Additionally, the cleaning station operations monitor **200** is operable to record data associated with employee use of the cleaning station **100a** and to report the data to the administration computer **104**. The cleaning station operations monitor **200** may be incorporated into the cleaning station **100a** or, alternatively, may be implemented as a separate computing device.

Also shown in FIG. 2 is a user **204** of the cleaning station **100a**. The user **204** may be an employee or visitor who is required to wash their hands because of the nature of their work or the nature of the facility. The user **204** is shown wearing a user RFID tag **208**. The user RFID tag **208** is programmed by an RFID tag programming device (not shown) with information such as an employee number that, when read, uniquely identifies the employee or user **204**. The RFID tag **208** may be incorporated into an identification badge or bracelet worn by the user **204**.

In accordance with embodiments of the present invention, the cleaning station **100a** includes an RFID reader **212** and an optical sensor **216**. The RFID reader **212** is positioned so as to be able to read the user RFID tag **208** when the user **204** is washing his or her hands at the cleaning station **100a**. The RFID reader **212** may be incorporated into the cleaning station **100a** or, alternatively, may be implemented as a stand-alone device. For example, the RFID reader **212** may be positioned adjacent to a cabinet associated with the cleaning station **100a**. The optical sensor **216** is positioned so as to be able to sense that the hands of the user **204** are placed within the washbasin **220** in a position where they will properly receive cleaning fluids, such as water, soap and/or disinfectant as dispensed by the cleaning station **100a**. The RFID reader **212** and the optical sensor **216** are in communication with cleaning station operations monitor **200**, which, in turn, is operable to collect data associated with these devices. In particular, data is collected from the RFID reader **212** indicating the identity of the user **204**. Additionally, the cleaning station operations monitor **200** records the length of time in which the hands of the user **204** were placed in the washbasin **220** as indicated by the optical sensor **216**. In addition to RFID, other methods of identifying a user are within the scope of the present invention. In particular, a user may be identified by means of a typed password, retinal scan, voice print, palm print, fingerprint, face identification, bar coding (on an employee ID), etc.

The cleaning station **100a** also includes a video display **224** positioned for viewing by the user **204** when he or she is washing his or her hands. The video display **224** may be incorporated in the cleaning station **100a** or, alternatively, may be implemented as a separate device. For example, the video display **224** may be positioned on a wall in front of the user **204** as they stand at the cleaning station **100a**. The video display **224** operates to display brief video segments to the user **204** while the cleaning station **100a** is cleaning his or her hands. The video display **224** may be under the control of the cleaning station operations monitor **200**. As the user **204** is utilizing the cleaning station **100a**, administrator-selected data is transmitted to the video display **224**. This information may be simple feedback to the user **204** informing them of the amount of hand washings they did in the current day, week, month, etc. In addition, there may be training programs that communicate information to the user **204**, such as the risks of hand borne pathogens, to constantly remind the user **204** of

the importance of hand hygiene. This system has the flexibility to provide a wide range of communications to the user **204**.

Also shown in FIG. **2** is a consumables container **228** that contains a material, such as soap or disinfectant used in connection with the operation of the cleaning station **100a**. Although not shown, a plurality of consumable containers **228** may be associated with a cleaning station **100a**. The consumables container **228** includes a detachable connection to a consumable receptacle **230** associated with the cleaning station **100a** so that the consumable container **228** may be removed and disposed of when its contents are expended. After the disposal of a used consumables container **228**, a new consumables container **228** is then attached to the cleaning station **100a**. In accordance with embodiments of the present invention, the consumables container **228** also includes a consumables RFID tag **232** that contains information related to the consumable container **228**. A consumables RFID reader **236** associated with the cleaning station **100a** reads the consumables RFID tag **232** and communicates information related to the consumables container **228** to the cleaning station operations monitor **200**. Although RFID is discussed herein for use of identification of consumables, other types of identification systems may be used, such as bar codes.

Referring now to FIG. **3**, a block diagram of components and features of the cleaning station operations monitor **200** is shown. As mentioned previously, the cleaning station monitor **200** is a computational device. Accordingly, the cleaning station operations monitor **200** includes a processor **300**, a memory **304** and signaling interfaces **308** and **312** operable to communicate with external electronic and/or computational components. The first signaling interface **308** operates to communicate with the administration computer **104a** over communication link **108a**, as described above. The second signaling interface **312** operates to communicate with the various electronic components associated with the cleaning station **100a** including the RFID readers **212** and **236**, the optical sensor **216**, and the video display **224**. The second signaling interface **312** may be a portion of a backplane incorporated into cleaning station **100a** that includes a connection to the cleaning station's **100a** electronic components. Alternatively, if the cleaning station operations monitor **200** is implemented as a stand-alone computer, the cleaning station operations monitor **200** may communicate with the cleaning station's electronic components through a network or serial bus connection.

The memory **304** includes a plurality of stored program applications or modules that implement various features of a compliance monitoring system. In accordance with embodiments of the present invention, the memory **304** may include a compliance-monitoring module **316**, a training module **320**, a consumables authentication module **324**, and/or a solutions selection module **328**. Additionally, the memory **304** may include data structures **332** associated with the various modules. In accordance with embodiments of the present invention, the data structures **332** include a station-use record **336** and one or more employee records **340**. The operation of the various modules and data structures is described in greater detail below.

The compliance-monitoring module **316** operates to monitor and record the activity of a plurality of users **204** of the cleaning station **100a**. The process is outlined as follows. The user **204** approaches a cleaning station **100a** with a RFID tag **208** on their person, which was programmed with a RFID tag programming device with the individual's name or number, and/or other pertinent data. The tag **208** is read by the RFID reader **212** when the user **204** approaches and/or begins using the cleaning station **100a**. When the user **204** places his or her

hands into the cleaning station washbasin **220**, the optical sensor **216** initiates a cleaning cycle. If the hands of the user **204** do not stay in the washbasin **220** for the full cycle time, the optical sensor **216** will indicate in the data structure **332** that the user **204** did not have a complete cleaning. Once the user is finished using the cleaning station **100a**, the data showing such items as user name, time, date, station location and/or identification, and whether the cycle was complete, etc., is stored in the data structure **332**. The stored data is later accessed by the administration computer **104** in connection with the generation of a compliance report.

An exemplary station-use record **336** having data associated with a plurality of users **204** is shown in FIG. **4**. In accordance with embodiments of the present invention, an entry in the station-use record **336** may include an employee name **400** indicating who used the cleaning station **100a**, a time stamp **404** indicating when the cleaning cycle was initiated, a duration **408** indicating how long the user **204** kept his or her hands in the washbasin **220**, the date **412**, and a compliance indicator **416** specifying whether or not the user **204** kept his or her hands in the washbasin **220** for the required time. As an example, the station-use record shown in FIG. **4** indicates that on May 21, 2006 Janet Smith met the hand-washing requirement by completing a cleaning cycle that was initiated at 8:00.00 A.M. and that lasted for 10 seconds. In an alternative embodiment, the station-use record **336** may contain only raw data such as the time **404**, date **412** and duration **408** of the cleaning cycle while determinations related to compliance requirements are made by a separate module running on the administration computer **104**.

The compliance-monitoring module **316** may also operate to monitor hand-washing requirements that are specific to each employee. Some employees may have stricter hand washing requirements than others at the same facility. For example, a hospital emergency room may employ both surgeons and social workers. As can be appreciated, the surgeons will be required to wash their hands more frequently and more thoroughly than the social workers. Accordingly, the compliance-monitoring module **316** may access employee records to determine the type, concentration, and/or amount of cleaning fluid to be dispensed for a particular employee. Additionally, employee records may contain other hand washing compliance data that is specific to each employee such as the amount of time and/or frequency that an employee is required to wash his or her hands. Washing requirements may also depend on an employee's history of compliance with his or her washing requirements. For example, an employee may be required to wash his or her hands more thoroughly if his or her previous hand washings were incomplete.

Embodiments of the present invention may include a training module **320**. In accordance with at least one embodiment of the present invention, the training module **320** operates to transmit educational information to the user **204** while the cleaning cycle is running via sound and/or a visual source, such as a video display **224**. The information may comprise segments equal in duration, or slightly longer or shorter in duration than the cleaning cycle. For example, the segments may contain information regarding hand hygiene in a series of segments lasting approximately 10-15 seconds. In accordance with at least one embodiment of the present invention, the employee record **340** portion of the data structure **332** keeps track of the user **204** and knows the sequence of training segments so each time a user **204** uses the cleaning station **100a**, the next pertinent training segment will display on the video display **224**.

In accordance with at least one embodiment of the present invention, the training module **320** may access the employee

record **340** to provide custom designed content in conjunction with the user's **204** needs/requests. Accordingly, as one possible alternative to educational/training content, entertainment content specific to the user's **204** preferences may be displayed. Here, other information is conveyed to the user, such as news (e.g., weather, breaking stories, current events, stock prices, etc.) and sports information. The training module **320** may, therefore, accommodate specific requests to convey information of interest to the user. In at least one embodiment of the present invention, the information conveyed to the user may be anything other than information about a cleaning station function parameter (e.g., water pressure, soap level, etc.). That is, content other than information about the cleaning station operating parameters so that the user is interested in staying at the cleaning station for an entire wash cycle.

The training module **320** may give feedback to the user **204** through the video display **224**, including such information as their hand-washing statistics over a given period of time. For example the administrator of a facility may want to encourage system usage by conveying one or more compliance statistics, and/or informing a user **204** that the user **204** has won a prize by having high marks for compliance with the hand-washing protocol. Accordingly, the employee record **340** may keep track of data associated with user **204**, and this data may be accessed by the training module **320** to inform the user **204** in real time, and/or the administrator in a subsequent report, as to compliance statistics.

The solutions selection module **328** may determine which solution is to be used with each individual user **204**. For example, one user **204** may have an allergy to the standard solution, so the system is programmed to automatically use a different and appropriate solution when this user **204** is identified through their RFID tag **208**. Information related to user allergies may be contained in the employee record **340**.

An exemplary employee record **340** for use in connection with both the training module **320** and the solutions selection module **328** is shown in FIG. **5**. In accordance with embodiments of the present invention, an entry in the employee record **340** may include the employee name **500**, hand-washing **504** statistics associated with employee, current training segment **508** to be viewed by the employee, the employee's preferred entertainment content **512**, and/or a listing of the employee's allergies **516**. As an example, the employee record shown in FIG. **5** indicates that Bill Forbes is in 97% compliance with the hand-washing requirement, has currently viewed seven training modules, prefers to watch the news while washing his hands, and has an allergy to cleaning solution A.

In accordance with embodiments of the present invention, the employee record **340** may be an instance of a global employee record maintained centrally at the administration computer **104**. Accordingly, the administration computer may periodically access and/or update a plurality of instances of employee records **340** associated with each cleaning station **100a-100n** in order to maintain a comprehensive employee record. Alternatively, at least a portion of the employee use record **340** or data described herein as being associated with the employee use record **340** may be stored in the RFID tag **208** worn by the user **204**. For example, a list of the user's **204** allergies may be stored in his or her RFID tag **208** and read by the RFID reader **212** when the user **204** washes his or her hands.

Embodiments of the present invention may include operation of a consumables authentication module **324** that operates to recognize when a non-authorized solution is introduced into the system. The consumables container **228** and/or

a receptacle or fitting associated with the cleaning station **100a** for receiving the consumables container **228** may be mechanically designed to discourage introducing non-authorized solutions to the system. In accordance with embodiments of the present invention, the consumables container **228** includes a consumable container RFID tag **232** that is recognized by the RFID reader **236** as an approved solutions container. If the consumables container **228** is withdrawn from the cleaning station **100a** and reinstalled, the RFID reader **236** will recognize the tag as invalid and warn the user **204** through the video display **224** and/or the administrator through the administration computer **104** that this is not acceptable and potentially void the product warranty. Alternatively, or in addition thereto, an option is available where the cleaning station **100a** will stop functioning at the direction of the consumables authentication module **328** until a proper consumables container **228** with a valid RFID tag **232** is inserted into the cleaning station solution receptacle **230**. In yet another possible alternative and/or in addition to the options provided above, the known number of doses or applications of the consumable material may be associated with a valid RFID tag **232** and monitored by the consumables authentication module **328** so that once the number of applications is reached (and thus the consumable expended) the cleaning station **100a** cannot be used until another valid consumables container **228** is installed. For example, say that one consumables container **228** contains enough cleaning fluid for approximately 500 hand-washing cycles. Once the cleaning station **100a** has administered approximately 500 hand-washing cycles using a particular consumables container **228**, then this container will no longer be operable with the cleaning station **100a**. This prevents the consumable container **228** from being removed, refilled with a non-approved cleaning fluid, and then reattached for use with the cleaning station **100a**. Such forced compliance for use of the proper consumables provides compliance regulators and/or administrators confidence that, for example, the approved disinfectants are being applied to the users **204** hands with each cleaning or use.

In addition to RFID, other methods and/or systems may be used to identify the consumables container **228**. In particular, the consumable container **228** may be identified by a bar code and bar code reader.

Referring now to FIG. **6**, a block diagram showing components and features of the administration computer **104** is illustrated. Administration computer **104** includes a processor **600**, a memory **604** and signaling interfaces **608** and **612** operable to communicate with external electronic and/or computational components. The first signaling interface **608** operates to communicate with the cleaning stations **100a-100n** over communication links **108a-108n**, as described above. The second signaling interface operates to communicate with the various input **616** and output **620** devices associated with the administration computer **104**. The input device **616** may be, for example, a keyboard or a mouse. The output device **620** may be, for example, a monitor or a printer.

The memory **604** includes a plurality of stored program applications or modules that implement various features of a compliance monitoring system. In accordance with embodiments of the present invention, the memory **604** may include a data retrieval module **624** and a custom report module **628**. Additionally, the memory **604** may include data structures **632** associated with the various modules. In accordance with embodiments of the present invention, the data structures **632** may include an employee record **636** and/or a compliance report **640**.

The data retrieval module **624** operates to retrieve data associated with cleaning stations **100a-100n**. Such data may include data related to cleaning station usage and/or employee specific data. The data may be contained in a cleaning station-use record **336** and/or an employee record **340** associated with a cleaning station **100a-100n**. Additionally, the data retrieval module **624** may operate to maintain a global employee record **636** as described above.

The custom report module **628** operates to generate the compliance report **640**. The compliance report is generated from data contained in each station-use record **336** associated with cleaning stations **100a-100n**. An exemplary compliance report is shown in FIG. 7. In accordance with embodiments of the present invention, an entry in the compliance report **640** may include an employee name **700**, time stamp **704** indicating when a cleaning cycle was initiated, the date **708** of the cleaning cycle, the location **712** where the cleaning cycle took place, and a compliance indicator **716** specifying whether or not the user **204** met the compliance requirement. As an example, the compliance report shown in FIG. 7 indicates that on May 21, 2006 Janet Smith met the hand-washing requirement by completing a cleaning cycle that was initiated at 8:00.00 A.M at cleaning station A. As noted, compliance reports may include data pertaining to user statistics. Alternatively, or in addition to reports comprising user statistics, reports may be generated that are directed to the consumables, such as soap and disinfectants.

In accordance with embodiments of the present invention, FIG. 8 shows a block diagram illustrating the steps of a method of monitoring a compliance requirement. Initially, at step **800** a user **204** approaches a cleaning station **100a** and presents a badge having a RFID tag **208** to an RFID reader **212**. At step **804** the RFID tag **208** is read and the user **204** is identified. At step **808** the user's **204** name, the date, the time, and the location of the cleaning station **100a** are recorded. At step **812** a cleaning cycle is initiated when the user **204** places her or his hands in position to be washed. During the wash cycle, at optional step **816**, the user **204** is provided with educational or entertainment content through the video display **224**. At step **820** the wash cycle is completed and data is recorded including the duration of time the user **204** allowed his or her hands to be washed. At step **824** the transaction is completed and recorded. At step **828** data is collected from the cleaning stations **100a-100n** over the communication links **108a-108n**. Finally, at step **832** the collected data is used to generate a compliance report **640**. Additional steps associated with the method may include: monitoring proper use of consumables; warning that an improper consumables container **228** has been installed; warning that a consumables container **228** is empty or nearly empty based on the number of uses since being installed; and warning that an one or more users are failing to meet compliance requirements.

The following U.S. patents are incorporated herein by reference in their entirety: U.S. Pat. Nos. 5,823,447; 5,265,628; 4,817,651; and 4,925,495.

The present invention, in various embodiments, includes components, methods, processes, systems and/or apparatus substantially as depicted and described herein, including various embodiments, subcombinations, and subsets thereof. Those of skill in the art will understand how to make and use the present invention after understanding the present disclosure. The present invention, in various embodiments, includes providing devices and processes in the absence of items not depicted and/or described herein or in various embodiments hereof, including in the absence of such items

as may have been used in previous devices or processes, e.g., for improving performance, achieving ease and/or reducing cost of implementation.

It is to be noted that the term "a" or "an" entity refers to one or more of that entity. As such, the terms "a" (or "an"), "one or more" and "at least one" can be used interchangeably herein. It is also to be noted that the terms "comprising", "including", and "having" can be used interchangeably.

The foregoing discussion of the invention has been presented for purposes of illustration and description. The foregoing is not intended to limit the invention to the form or forms disclosed herein. In the foregoing Detailed Description for example, various features of the invention are grouped together in one or more embodiments for the purpose of streamlining the disclosure. This method of disclosure is not to be interpreted as reflecting an intention that the claimed invention requires more features than are expressly recited in each claim. Rather, as the following claims reflect, inventive aspects lie in less than all features of a single foregoing disclosed embodiment. Thus, the following claims are hereby incorporated into this Detailed Description, with each claim standing on its own as a separate preferred embodiment of the invention.

Moreover, though the description of the invention has included description of one or more embodiments and certain variations and modifications, other variations and modifications are within the scope of the invention, e.g., as may be within the skill and knowledge of those in the art, after understanding the present disclosure. It is intended to obtain rights which include alternative embodiments to the extent permitted, including alternate, interchangeable and/or equivalent structures, functions, ranges or steps to those claimed, whether or not such alternate, interchangeable and/or equivalent structures, functions, ranges or steps are disclosed herein, and without intending to publicly dedicate any patentable subject matter.

What is claimed is:

1. A method of monitoring user compliance with a washing requirement, the method comprising:
 - automatically identifying, by an identifying apparatus, a user of at least a first cleaning station, the cleaning station including an apparatus for automatically washing at least a portion of the user;
 - recording, by a computer, at least an identity of the user of the first cleaning station;
 - recording, by a wash station operations monitor, data associated with use by the user of at least the first cleaning station, the data including identifiers of users using the at least the first cleaning station, a time stamp associated with the start of use of the at least the first cleaning station by each of the users, and a duration indicating how long the at least a portion of each of the users were washed;
 - selecting, by the wash station operations monitor and based upon the data and a history of compliance by the identified user, a washing requirement for the identified user, the washing requirement comprising at least one of the following:
 - (1) a concentration of a cleaning fluid to be dispensed, by the first cleaning station, for the identified user;
 - (2) a type of cleaning fluid to be dispensed, by the first cleaning station, for the identified user;
 - (3) an amount of cleaning fluid to be dispensed, by the first cleaning station, for the identified user; and
 - (4) a duration of the washing to be administered by the first cleaning station to the identified user; and

11

automatically washing, in accordance with the selected washing requirement, the at least a portion of the identified user.

2. The method as claimed in claim 1, further comprising preparing a compliance report listing the identity of the user and data generated from monitoring the use of the first cleaning station.

3. The method as claimed in claim 1, further comprising authenticating a container associated with the first cleaning station.

4. The method as claimed in claim 1, further comprising compiling a compliance report using data from a plurality of cleaning stations, including the first cleaning station.

5. The method as claimed in claim 1, further comprising conveying information to the user during the washing step.

6. The method as claimed in claim 5, wherein the information is conveyed by a video display located on or near the first cleaning station.

7. The method as claimed in claim 5, wherein the information comprises at least one of entertainment, news, sports, a user compliance statistic, and training.

8. A method of monitoring user compliance with a washing requirement, the method comprising:

(a) providing at least a first cleaning station operable to automatically wash at least a portion of a user;

(b) automatically identifying through an identification apparatus the user;

(c) executing, by a processor, a compliance module operable to record data associated with the user, the data including a history of compliance of identified users;

(d) selecting, by the compliance module and based upon the history of compliance of the identified user, a washing requirement for the identified user, the washing requirement comprising at least one of the following:

(1) a concentration of a cleaning fluid to be dispensed, by the first cleaning station, for the identified user;

(2) a type of cleaning fluid to be dispensed, by the first cleaning station, for the identified user;

(3) an amount of cleaning fluid to be dispensed, by the first cleaning station, for the identified user; and

(4) a duration of the washing to be administered by the first cleaning station to the identified user; and

(e) automatically washing, in accordance with the selected washing requirement, the at least a portion of the identified user.

9. The method as claimed in claim 8, wherein the selected washing requirement is selected from among a plurality of

12

possible washing requirements and further comprising preparing a compliance report listing the identity of the user and data generated from monitoring the use of the first cleaning station.

10. The method as claimed in claim 8, further comprising compiling the compliance report using data from a plurality of cleaning stations, including the first cleaning station.

11. The method in claim 1, wherein the selected washing requirement is selected from among a plurality of possible washing requirements and wherein the history of compliance by the identified user comprises a history of compliance by the identified user with previously selected washing requirements.

12. The method in claim 8, wherein the selected washing requirement is selected from among a plurality of possible washing requirements and wherein the history of compliance comprises a history of compliance by the identified user with previously selected washing requirements.

13. The method in claim 11, wherein the selected washing requirement depends on the identified user's history of compliance with previously selected washing requirements.

14. The method in claim 1, wherein the selected washing requirement comprises a concentration of a cleaning fluid to be dispensed by the first cleaning station.

15. The method in claim 1, wherein the selected washing requirement comprises a type of cleaning fluid to be dispensed by the first cleaning station.

16. The method in claim 1, wherein the selected washing requirement comprises an amount of cleaning fluid to be dispensed, by the first cleaning station, for the identified user.

17. The method in claim 1, wherein the selected washing requirement comprises a duration of the washing to be administered by the first cleaning station to the identified user.

18. The method in claim 8, wherein the selected washing requirement comprises a concentration of a cleaning fluid to be dispensed by the first cleaning station.

19. The method in claim 8, wherein the selected washing requirement comprises a type of cleaning fluid to be dispensed by the first cleaning station.

20. The method in claim 8, wherein the selected washing requirement comprises an amount of cleaning fluid to be dispensed, by the first cleaning station, for the identified user.

21. The method in claim 8, wherein the selected washing requirement comprises a duration of the washing to be administered by the first cleaning station to the identified user.

* * * * *