



US00D332761S

United States Patent [19]

[11] Patent Number: Des. 332,761

Mankey

[45] Date of Patent: ** Jan. 26, 1993

- [54] HALLOWEEN VAMPIRE DECORATION
- [75] Inventor: Neal N. Mankey, Charlotte, N.C.
- [73] Assignee: Allied Plastics, Inc., Gastonia, N.C.
- [**] Term: 14 Years
- [21] Appl. No.: 711,738
- [22] Filed: Jun. 7, 1991
- [52] U.S. Cl. D11/121; D2/79; D11/117; D21/168
- [58] Field of Search D11/117, 121, 125, 128; D9/305, 307, 311; D2/79-81; D21/148, 152, 168; 428/7-9; 446/327, 369, 387

- 2,890,536 6/1959 Sly .
- 2,914,772 12/1959 Lemelson .
- 3,106,041 10/1963 Kahn 446/327
- 3,250,910 5/1966 Authier .
- 3,841,019 10/1974 Lorenzo .
- 4,010,570 3/1977 Kohler 446/327
- 4,842,565 6/1989 VonPhilip, Sr. .
- 4,930,052 5/1990 Beige .

[56] References Cited

U.S. PATENT DOCUMENTS

- D. 9,600 10/1976 Fuld .
- D. 146,332 2/1947 Armbruster .
- D. 156,059 11/1949 Vivaudou .
- D. 161,734 1/1951 Burkes .
- D. 169,265 4/1953 Lavezzorio .
- D. 258,205 2/1981 Kroll .
- D. 277,207 1/1985 Rodis-Jamero .
- D. 293,351 12/1987 Calkin .
- D. 304,478 11/1989 Fiust .
- D. 305,137 12/1989 Blasiman .
- D. 310,023 8/1990 Dembiczak et al. .
- D. 317,254 6/1991 Dembiczak et al. .
- D. 321,272 11/1991 Meyers, Jr. et al. .
- 715,379 12/1902 Herd .
- 2,711,541 6/1955 Bellett .
- 2,748,260 5/1956 Nelson .

OTHER PUBLICATIONS

- Butterick Patterns; Oct. 1988; Ghost Costume (top left).
- Dennison's Party Magazine; Oct./Nov. 1927; p. 37; Pumpkin Man (top).
- Dennison's Party Magazine; Oct./Nov. 1928; p. 10; Devil's Face (Bottom left).
- Dennison's Party Magazine; Oct. 1930; p. 13; Fanny the Feline Flapper (bottom right).
- "Floating Ghosts" Brochure.

Primary Examiner—Bernard Ansher
 Assistant Examiner—Dominic Simone
 Attorney, Agent, or Firm—Bell, Seltzer, Park & Gibson

[57] CLAIM

The ornamental design for a halloween vampire decoration, as shown.

DESCRIPTION

FIG. 1 is a front elevational view of a halloween vampire decoration embodying my new design; FIG. 2 is a top plan view thereof; and, FIG. 3 is a cross-sectional view thereof, taken in the direction of the arrows along line 3—3 of FIG. 2.

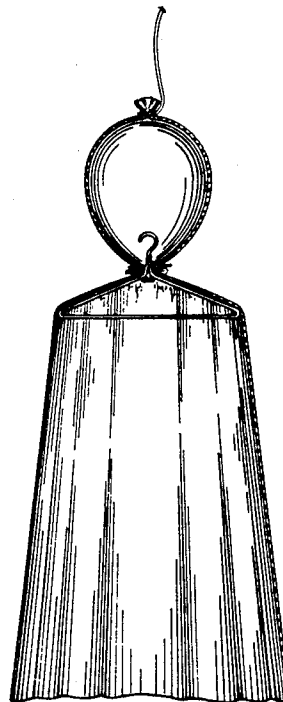




FIG. 1.



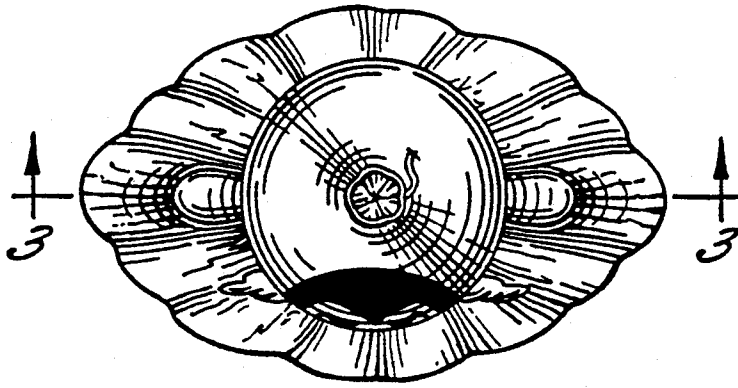


FIG. 2.

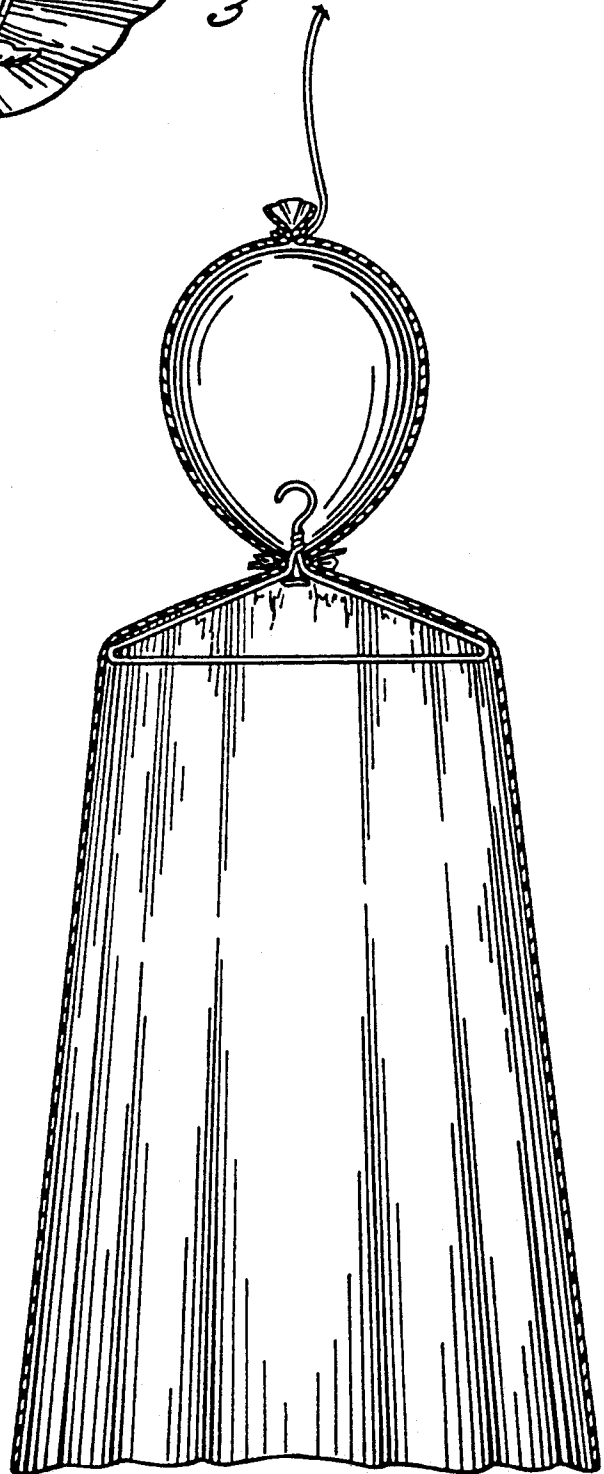


FIG. 3.