



US00D742104S

(12) **United States Design Patent**
Sutton

(10) **Patent No.:** **US D742,104 S**

(45) **Date of Patent:** **** Nov. 3, 2015**

(54) **SLIPPER**

(71) Applicant: **Joseph Sutton**, New York, NY (US)

(72) Inventor: **Joseph Sutton**, New York, NY (US)

(73) Assignee: **Jay at Play International Hong Kong Limited**, Hong Kong (HK)

(**) Term: **14 Years**

(21) Appl. No.: **29/512,679**

(22) Filed: **Dec. 22, 2014**

(51) **LOC (10) Cl.** **02-04**

(52) **U.S. Cl.**
USPC **D2/919; D2/899**

(58) **Field of Classification Search**
USPC D02/898, 899, 900, 946, 969, 972-974;
36/45, 50.1, 77 M, 77 R, 83, 88, 113,
36/114, 126-131
CPC A43B 3/101; A43B 3/102
See application file for complete search history.

(56) **References Cited**

U.S. PATENT DOCUMENTS

D147,411 S *	9/1947	Kienzle	D2/899
D147,424 S *	9/1947	Vogl	D2/899
D231,158 S *	4/1974	Ozawa	D2/899
D231,159 S *	4/1974	Ozawa	D2/899

D327,361 S *	6/1992	Rush et al.	D2/899
D332,173 S *	1/1993	Bumb	D2/899
D389,988 S *	2/1998	Hansen	D2/899
D428,684 S *	8/2000	Mizrahi	D2/899
D438,693 S *	3/2001	Martin	D2/899
D645,232 S *	9/2011	Ratner et al.	D2/900

* cited by examiner

Primary Examiner — Ian Simmons

Assistant Examiner — Rashida C McCoy

(74) *Attorney, Agent, or Firm* — Ezra Sutton

(57) **CLAIM**

The ornamental design for the slipper, as shown and described.

DESCRIPTION

FIG. 1 is a front perspective view of slipper embodying my new design;

FIG. 2 is a front elevational view thereof;

FIG. 3 is a rear elevational view thereof;

FIG. 4 is a left side elevational view thereof;


FIG. 5 is a right side elevational view thereof;

FIG. 6 is a top view thereof; and,

FIG. 7 is a bottom view thereof.

The broken lines in the drawings represent unclaimed subject matter.

1 Claim, 3 Drawing Sheets






FIG. 1




FIG. 2

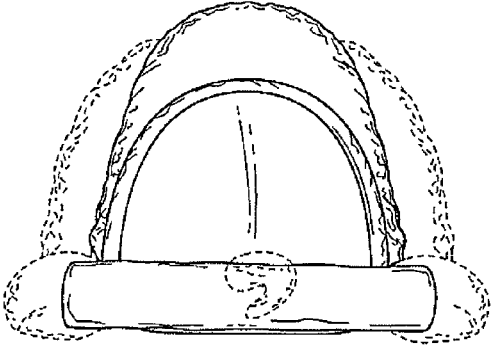


FIG. 3

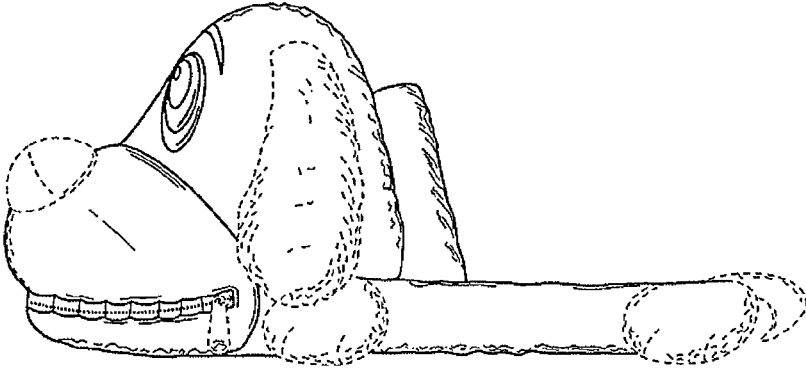


FIG. 4




FIG. 5




FIG. 6

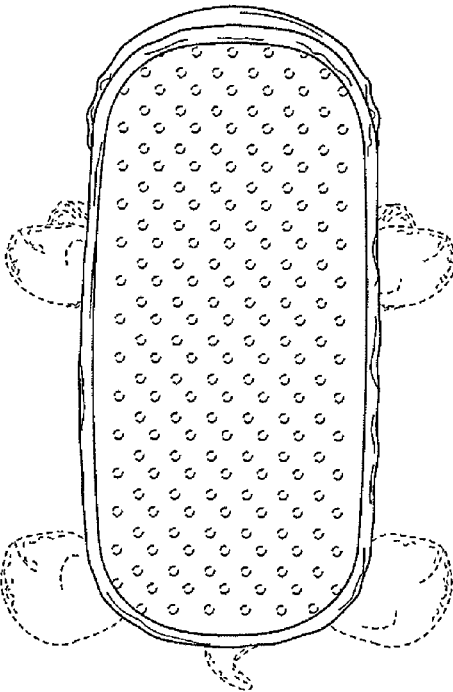


FIG. 7