

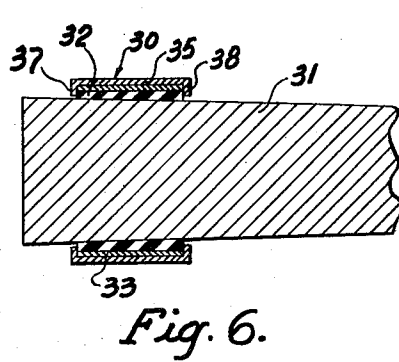
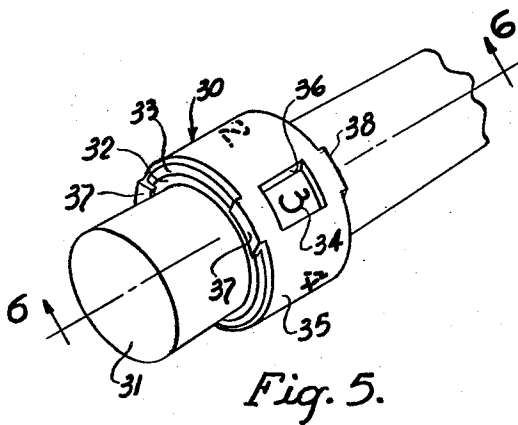
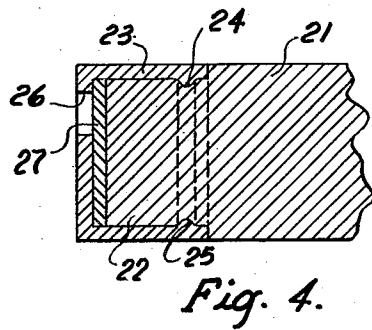
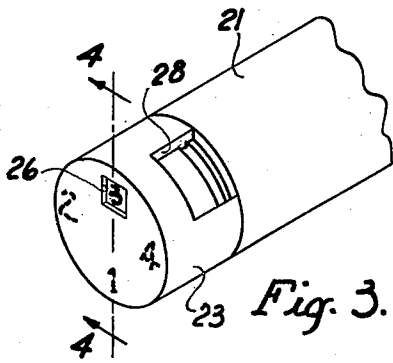
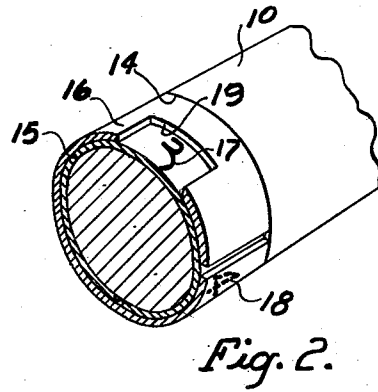
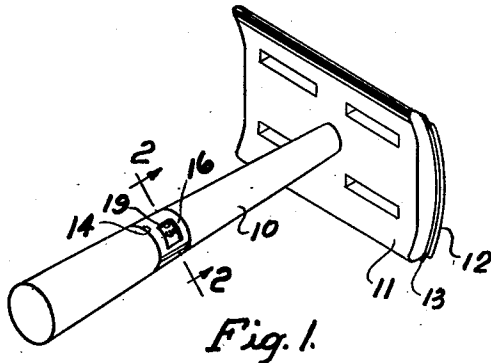
Nov. 12, 1957

J. C. ABBOTT ET AL

2,812,575

RAZOR BLADE COUNTER

Filed Nov. 4, 1954



INVENTOR
BENJAMIN F. CONIGLIO
JOHN C. ABBOTT

BY *L. S. Sautsbury*
ATTORNEY

1

2,812,575

RAZOR BLADE COUNTER

John C. Abbott, New York, and Benjamin F. Coniglio, Bronx, N. Y.

Application November 4, 1954, Serial No. 466,820

2 Claims. (Cl. 30—34)

This invention relates to a razor blade counter.

It is an object of the present invention to provide a razor blade counter that is provided on the handle of the razor and by which the number of shaves taken by the user of the razor can be recorded and in order to give an indication as to whether the blade in the razor is new or old.

It is another object of the invention to provide a razor blade counter in the form of an annular assembly adapted to be fitted over the end of the handle and frictionally secured against axial movement therealong.

It is another object of the invention to provide a razor blade counter for razors which is so built into the handle of the razor as not to interfere with the use of the razor or be adjusted while in use accidentally.

Other objects of the invention are to provide in a counter adapted to be secured to the handle of a safety razor which is of simple construction, inexpensive to manufacture, has a minimum number of parts, compact, easy to read, easy to adjust, durable, efficient and effective in use.

For a better understanding of the invention, reference may be had to the following detailed description taken in connection with the accompanying drawing, in which:

Figure 1 is a perspective view of a razor having the blade counting device fitted within the groove in the handle;

Fig. 2 is an enlarged sectional and perspective view taken generally on line 2—2 of Fig. 1;

Fig. 3 is a fragmentary sectional view of the end of a razor handle with a blade counting device secured to the end of the handle;

Fig. 4 is an enlarged vertical sectional view taken on line 4—4 of Fig. 3;

Fig. 5 is a fragmentary perspective view of a handle and of a detachable blade counting device fitted thereover and fitted thereon by frictional engagement with the surface of the handle;

Fig. 6 is a longitudinal sectional view taken on line 6—6 of Fig. 5.

Referring now particularly to Figs. 1 and 2, 10 represents a handle which is secured to blade retaining parts 11 and 12 of the razor in the usual manner and between which a safety razor blade 13 is retained. This handle is generally of the same shape as ordinarily used except there is provided intermediate the length thereof an annular groove 14 into which the counting device of the present invention is fitted. This counting device consists generally of two split rings 15 and 16. The inner ring has tight frictional engagement with the inner face of the groove 13 and may be of metal or of soft material adapted to have a good grip or frictional engagement with the bottom of the groove 14. On the outer surface of the inner ring 15 are members or indicia as indicated generally at 17 and 18 to and over which the split ring 17 can be moved to register its window 19 therewith. The number will appear through the window to indicate the number of shaves which has been made with the

2

particular blade 13 in the razor. Each time the blade is used, the outer ring 16 will be turned to indicate a larger number. There are four numbers on the surface of the inner split ring 15, only two of which are shown, so that a record of four shaves can be kept with this device upon the razor handle.

Referring now particularly to Figs. 3 and 4, there is shown a modified form of the invention where the blade shave counter is provided on the end of the handle. According to this form of the invention, there is provided a handle 21 having a reduced diameter end 22 upon which a cap 23 is mounted for protection. The portion 22 has a groove 24 and the cap has a projection or annular bead 25 adapted to fit the groove so as to hold the cap 23 against axial displacement from the end portion 22 of the handle. This cap has an opening or window 26 on its end through which a number, or any one of four indicia, can be viewed. The indicia are provided on a plate 27 abutting the end of the reduced diameter portion 22 and contained in the cap. This plate 27 is adhered to the end of the portion 22 and thereby retained against relative rotation. The cap will be rotated over the plate 27. The cap is provided with openings 28 to lessen the frictional engagement upon the cylindrical surface of the projection 22 and to provide a location for the thumb and finger applied to the cap to turn the same. This cap will be turned after each shave until the indication has been extended to the maximum number on the plate 27. Any number of shaves can be had with the blade and the same still be recorded, beyond the four numbers already provided, by making additional turns of the cap.

Referring now particularly to Figs. 5 and 6, there is shown a still further form of the invention where the blade shave counter is a separate attachment adapted to fit on the handle of a razor and may be made as a separate assembly, and without changing the construction of the handle. This unit is indicated generally at 30 and is shown assembled upon a handle 31. This unit 30 has an internal rubber or plastic gripping sleeve 32 which will grip the surface of the handle. Surrounding this rubber or plastic sleeve and adhered thereto is a metal or rigid plastic ring 33 that bears members 34 angularly spaced from each other. An outer sleeve 35 has a window 36 and this sleeve can be rotated or adjusted over the number bearing sleeve 33. The outer sleeve has depending radially inwardly extending lips 37 and 38 on the opposite ends of the sleeve which are bent inwardly over the edges of the soft rubber or plastic sleeve 32 to have frictional engagement therewith so as to hold the outer sleeve in its adjusted position.

It will be apparent that when the blade counting unit 30 is fitted upon the handle, it will be held by its inner rubber sleeve 32 against sliding along the handle. As the blade is used, the outer sleeve 35 will be adjusted to the different numbers so that the user of the razor can tell quickly how many times the blade has been used.

It should now be apparent that there has been provided a blade counter adapted for use upon the handle of a razor and in a way so as not to interfere with the use of the razor but such that the user of the razor will have available at all times the indication of the number of times the blade has been used. When a new blade is inserted, the ring having the window will be turned to the beginning position, or at some point intermediate two of the numbers.

While various changes may be made in the detail construction, it shall be understood that such changes shall be within the spirit and scope of the present invention as defined by the appended claims.

What is claimed is:

1. A safety razor having a handle, a rubber-like sleeve

3

frictionally engaging the surface of the handle and surrounding the same, a number bearing sleeve secured about the rubber-like sleeve, and an outer sleeve having a window opening adjustable upon the number bearing sleeve.

2. A safety razor as defined in claim 1, and the outer sleeve having down-turned lips on the ends thereof engageable with the ends of the rubber-like sleeve to hold the outer sleeve in its adjusted position upon the number bearing sleeve.

5

4

References Cited in the file of this patent

UNITED STATES PATENTS

1,966,193 Weber ----- July 10, 1934

FOREIGN PATENTS

454,943 Great Britain ----- Oct. 9, 1936

698,355 Germany ----- Nov. 8, 1940