



US00D554826S

(12) **United States Design Patent**
Hart

(10) **Patent No.:** **US D554,826 S**

(45) **Date of Patent:** **** Nov. 13, 2007**

(54) **BUTTOCKS SUPPORT DEVICE**

(76) Inventor: **Karin Hart**, 18462 Via Bravo, Villa Park, CA (US) 92681

(**) Term: **14 Years**

(21) Appl. No.: **29/245,427**

(22) Filed: **Dec. 22, 2005**

(51) **LOC (8) Cl.** **02-02**

(52) **U.S. Cl.** **D2/704**

(58) **Field of Classification Search** D2/700,
D2/701, 704, 705, 712, 717, 742, 747-750,
D2/753, 828, 840, 844, 860-864; 2/48-52,
2/71, 72, 79, 90, 102, 103, 109, 112, 115;
450/100-102, 122, 155, 94; 600/38, 41;
128/842, 844

See application file for complete search history.

(56) **References Cited**

U.S. PATENT DOCUMENTS

1,642,279	A *	9/1927	Volkert, Jr.	450/155
2,027,622	A *	1/1936	Stam	602/61
3,094,990	A *	6/1963	Neilson	2/400
3,787,892	A *	1/1974	Quinn	2/466
4,121,305	A *	10/1978	Kolker	2/406
5,239,706	A *	8/1993	Stevenson	2/408
D395,735	S *	7/1998	Paramore	D2/711
D419,280	S *	1/2000	Hines	D2/712
6,058,514	A	5/2000	Hart	2/406
RE36,905	E *	10/2000	Noble et al.	2/400
6,159,070	A *	12/2000	Schwartz et al.	450/155
D453,604	S	2/2002	Hart	D2/701
6,360,375	B1	3/2002	Hart	2/406

6,537,132	B1 *	3/2003	Alberts	450/155
6,738,988	B2 *	5/2004	Ruiter et al.	2/400
D507,091	S *	7/2005	Digney	D2/712
7,081,036	B1 *	7/2006	Howard et al.	450/100
D528,739	S *	9/2006	Williamson	D2/712
7,216,371	B2 *	5/2007	Wong	2/228

OTHER PUBLICATIONS

The Feel Foxy—Butt Lifter Bra with Panty Front, http://www.feelfoxy.com/Biniki_Butt_Bra_p/ft001.htm, page visited May 18, 2007.*

* cited by examiner

Primary Examiner—Ian Simmons

Assistant Examiner—Charles D Hanson

(74) *Attorney, Agent, or Firm*—Richard B. Klar; Law Office of Richard B. Klar

(57) **CLAIM**

The ornamental design for a buttocks support device, substantially as shown and described.

DESCRIPTION

FIG. 1 is a front view of a buttocks support device showing my new design;

FIG. 2 is a rear view thereof;

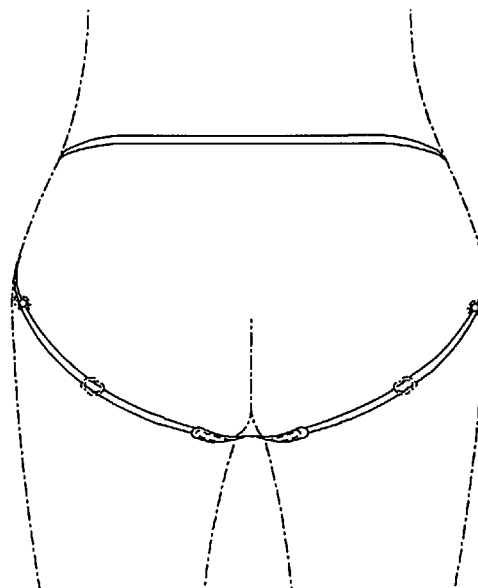
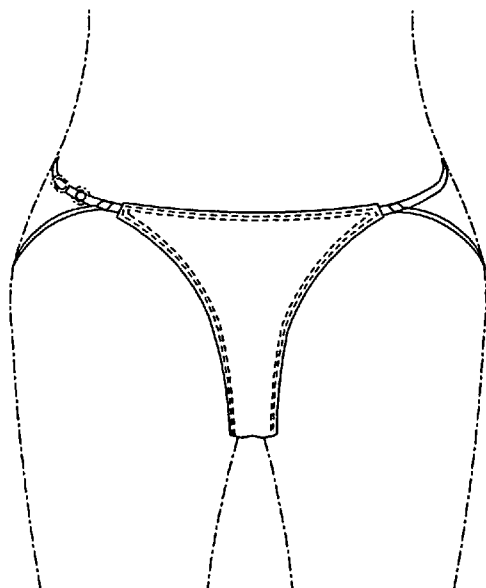
FIG. 3 is a right side view thereof;

FIG. 4 is a top view thereof; and,

FIG. 5 is a rear perspective view thereof.

The broken line showing is included for the purpose of illustrating a wearer and forms no part of the claimed design.

1 Claim, 3 Drawing Sheets



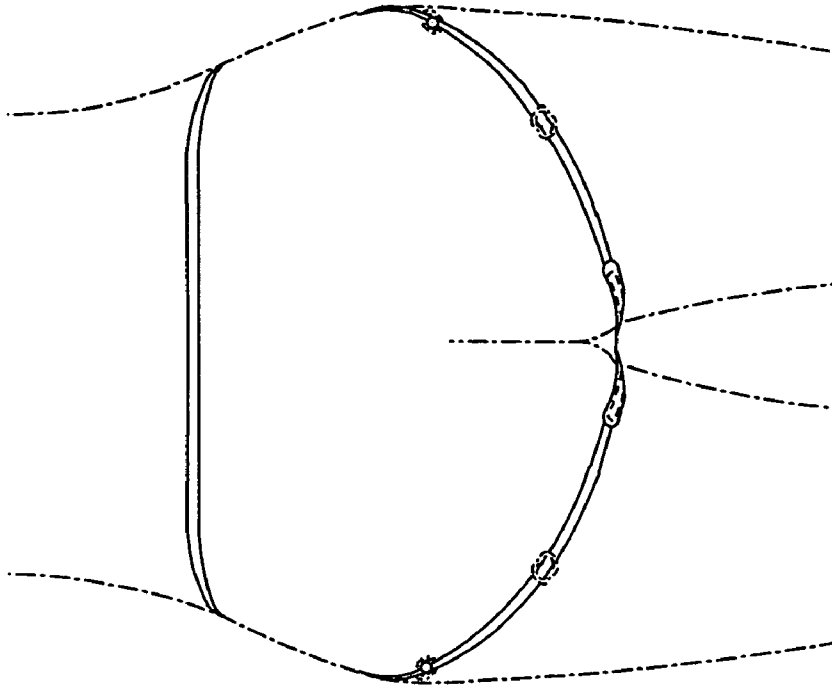


FIG. 2

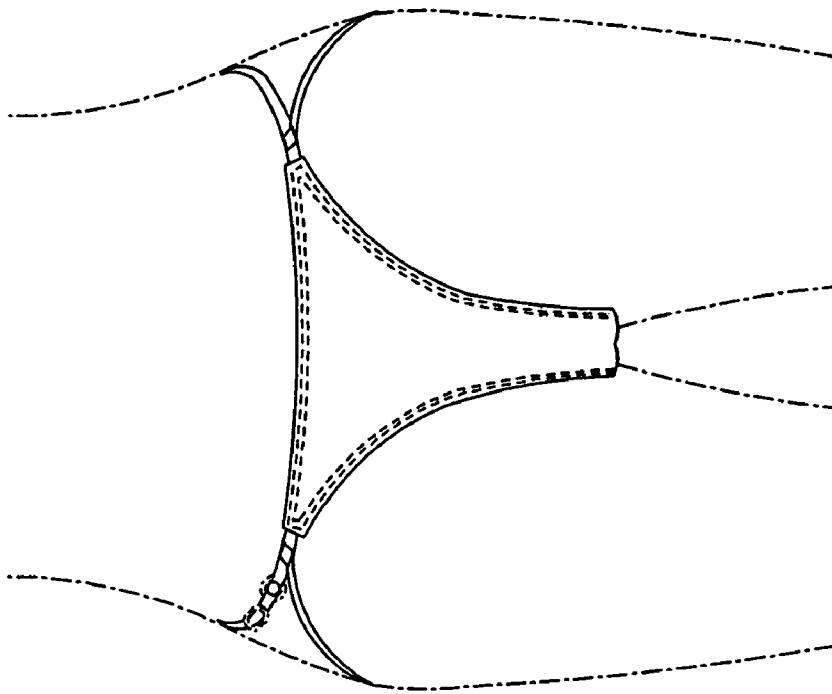


FIG. 1

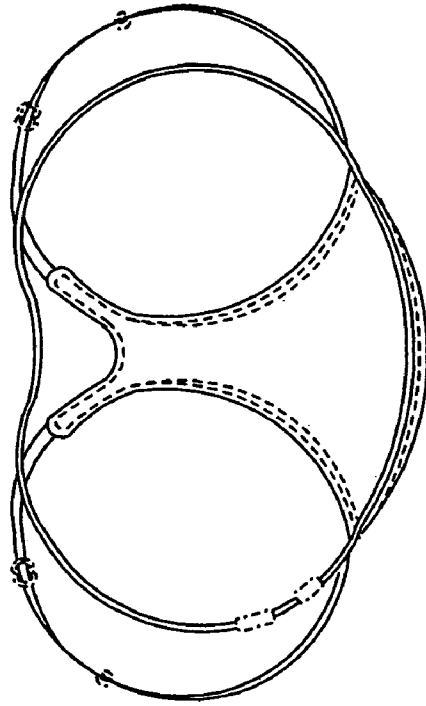


FIG. 4

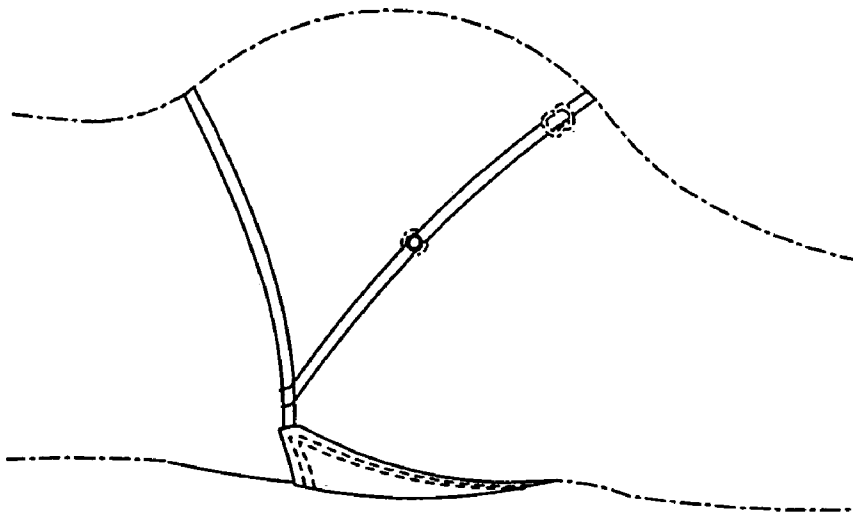


FIG. 3

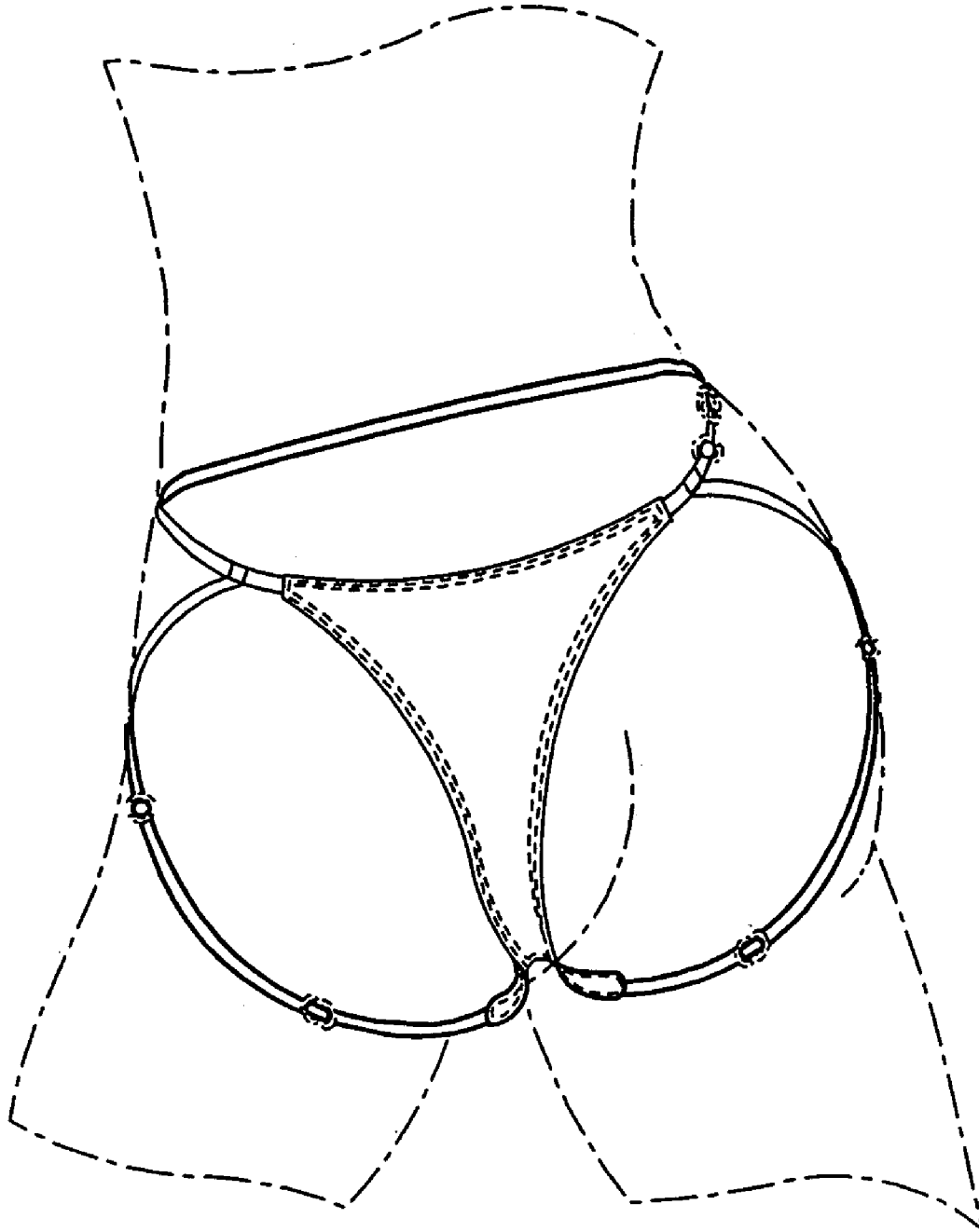


FIG. 5