



US00D757724S

(12) **United States Design Patent**
Amit et al.

(10) **Patent No.:** **US D757,724 S**

(45) **Date of Patent:** **** *May 31, 2016**

(54) **PORTION OF A HANDHELD DEVICE**

(71) Applicant: **Google Inc.**, Mountain View, CA (US)

(72) Inventors: **Gadi Amit**, San Mateo, CA (US); **Daniel J. Clifton**, San Francisco, CA (US); **Paul Eremenko**, Sunnyvale, CA (US); **Inbal Etgar**, San Francisco, CA (US); **Susan Elizabeth McKinney**, San Francisco, CA (US)

(73) Assignee: **Google Inc.**, Mountain View, CA (US)

(*) Notice: This patent is subject to a terminal disclaimer.

(**) Term: **14 Years**

(21) Appl. No.: **29/495,448**

(22) Filed: **Jul. 1, 2014**

(51) **LOC (10) Cl.** **14-02**

(52) **U.S. Cl.**
USPC **D14/345**

(58) **Field of Classification Search**
USPC D14/341, 191, 138 AA, 203, 217, 218,
D14/137, 250, 345; D13/168; D3/218;
D18/6, 7, 12; 206/320; 340/12.24,
340/539.16; 455/90.3, 575.8, 575.1;
D10/104.1, 106.1; D8/353
CPC H04M 1/00
See application file for complete search history.

(56) **References Cited**

U.S. PATENT DOCUMENTS

D263,466 S * 3/1982 Hiraki D14/218
D279,779 S * 7/1985 Taylor D14/137
D290,608 S * 6/1987 Fisher D14/191

D323,503 S * 1/1992 Yoneyama D14/138 AA
D335,881 S * 5/1993 Morris D14/248
5,265,720 A * 11/1993 Meliconi H01H 9/0242
150/165
D355,637 S * 2/1995 Tracy D13/103
5,430,436 A * 7/1995 Fennell G08B 5/229
340/7.52

(Continued)

Primary Examiner — Paula Greene

(74) *Attorney, Agent, or Firm* — Fish & Richardson P.C.

(57) **CLAIM**

The ornamental design for a portion of a handheld device, substantially as shown and described.

DESCRIPTION

FIG. 1 is a perspective rear view of a first embodiment of a handheld device.

FIG. 2 is a rear view of the embodiment of FIG. 1.

FIG. 3 is a front view of the embodiment of FIG. 1.

FIG. 4 is a left side view of the embodiment of FIG. 1.

FIG. 5 is a right side view of the embodiment of FIG. 1.

FIG. 6 is a bottom view of the embodiment of FIG. 1.

FIG. 7 is a top view of the embodiment of FIG. 1.

FIG. 8 is a perspective rear view of a second embodiment of a handheld device.

FIG. 9 is a rear view of the embodiment of FIG. 8.

FIG. 10 is a front view of the embodiment of FIG. 8.

FIG. 11 is a left side view of the embodiment of FIG. 8.

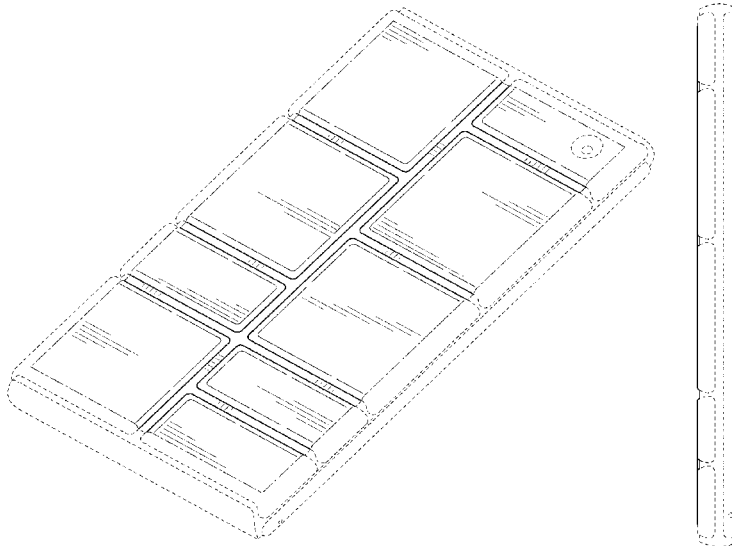
FIG. 12 is a right side view of the embodiment of FIG. 8.

FIG. 13 is a bottom view of the embodiment of FIG. 8; and,

FIG. 14 is a top view of the embodiment of FIG. 8.

The broken lines immediately adjacent the shaded areas represent the bounds of the claimed design while all other broken lines are directed to environment and are for illustrative purposes only; the broken lines form no part of the claimed design.

1 Claim, 7 Drawing Sheets



(56)

References Cited

U.S. PATENT DOCUMENTS

D400,848	S *	11/1998	Clark	D13/103	D638,375	S *	5/2011	Clymer	D13/168
D434,410	S *	11/2000	Frye	D14/248	D638,805	S *	5/2011	Clymer	D13/168
D450,043	S *	11/2001	Mosebrook	D13/164	D643,427	S *	8/2011	McGoldrick	D14/356
6,390,699	B1 *	5/2002	Lam	G06F 3/0202	D649,124	S *	11/2011	Jacoby	D13/168
					400/472	D652,819	S *	1/2012	Behar	D14/218
D469,427	S *	1/2003	Ma	D14/253	D655,699	S *	3/2012	Bau	D14/250
6,967,831	B2 *	11/2005	Chuang	G06F 3/0221	D685,776	S *	7/2013	Bau	D14/250
					361/679.15	D687,390	S *	8/2013	McDonald	D13/168
D582,149	S *	12/2008	Tan	D3/201	D698,341	S *	1/2014	Lee	D14/248
D592,609	S *	5/2009	Felegy, Jr.	D13/168	D704,152	S *	5/2014	Altonen	D13/168
D592,646	S *	5/2009	Sun	D14/218	D726,169	S *	4/2015	Powell	D14/250
D609,203	S *	2/2010	Birsel	D14/138 AA	2011/0266122	A1 *	11/2011	Zaharchuk	H01H 9/18
D614,146	S *	4/2010	Felegy, Jr.	D13/168						200/308
						2012/0261289	A1 *	10/2012	Wyner	A45C 11/00
											206/320

* cited by examiner

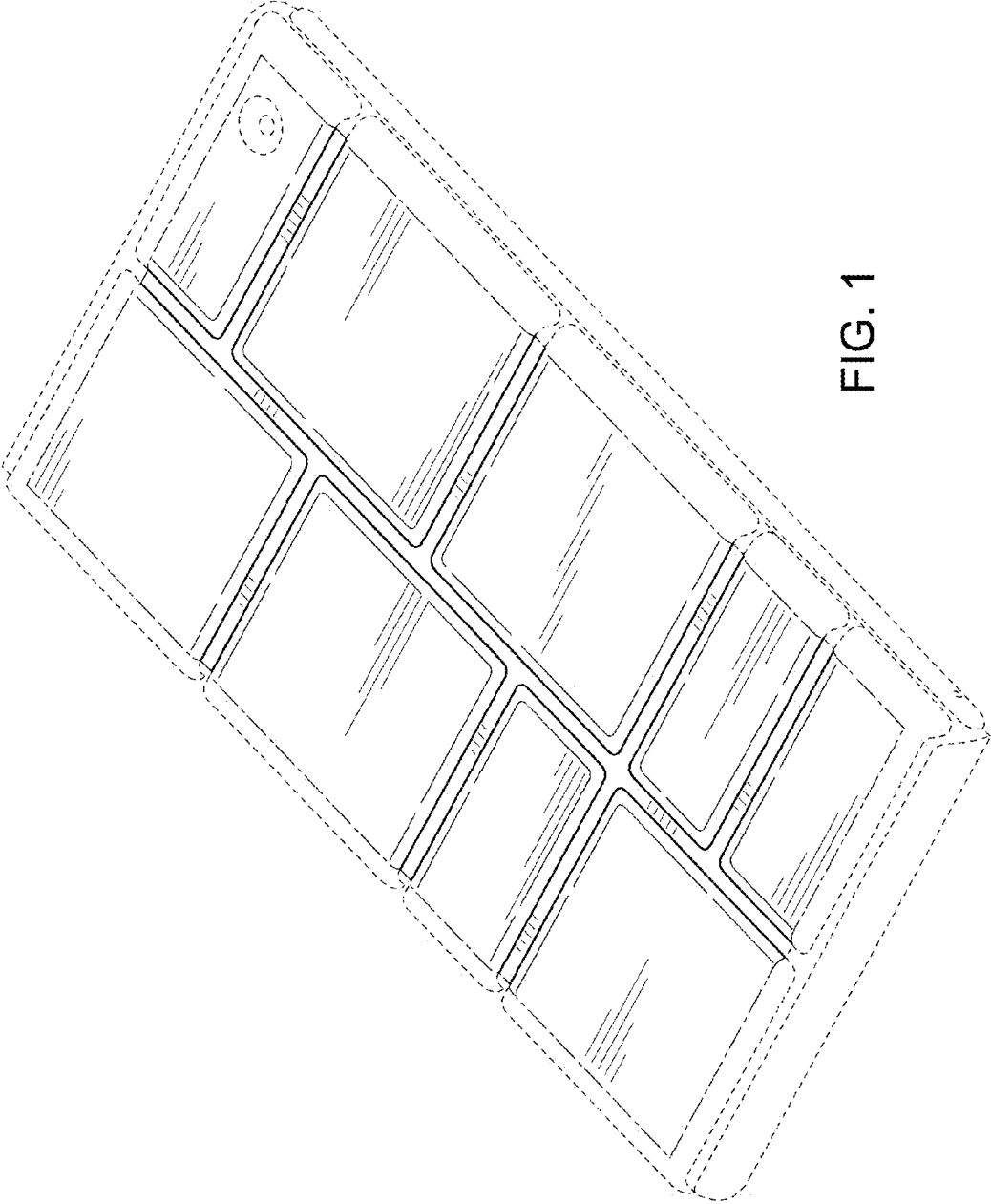


FIG. 1

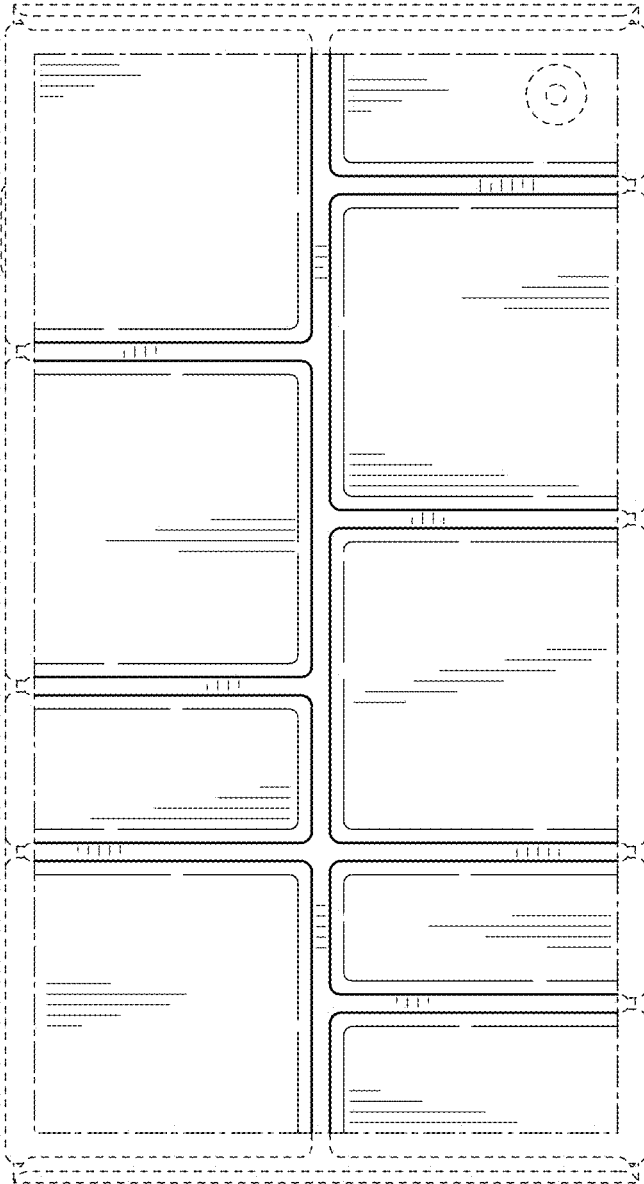


FIG. 2



FIG. 3




FIG. 4




FIG. 5



FIG. 6




FIG. 7

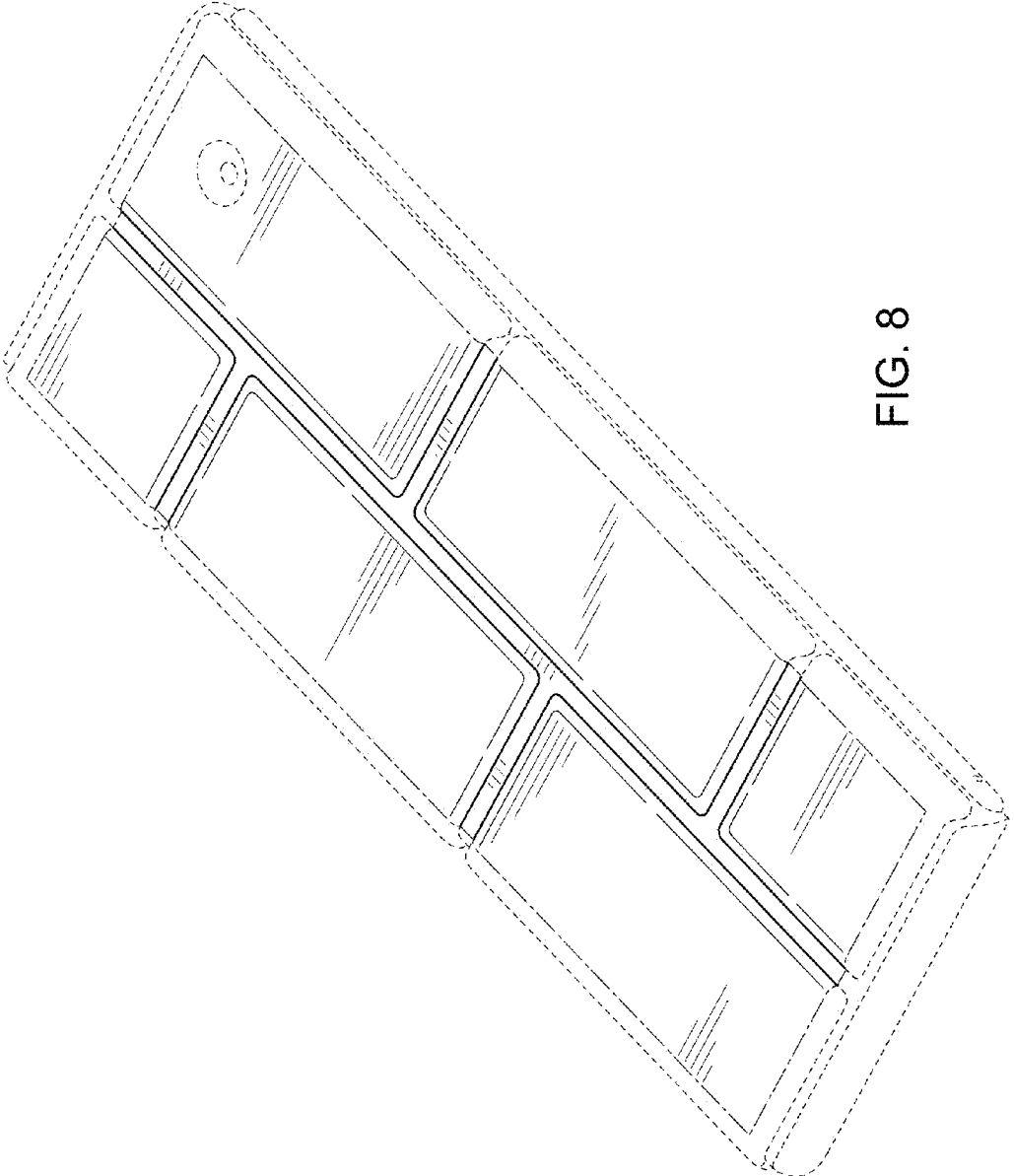


FIG. 8

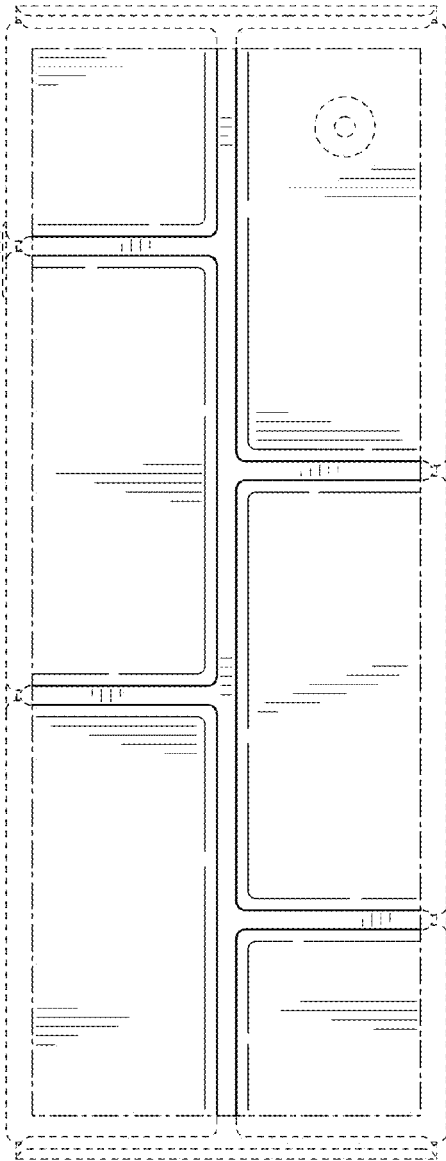


FIG. 9



FIG. 10




FIG. 11




FIG. 12



FIG. 13




FIG. 14