



US 20160216399A1

(19) **United States**

(12) **Patent Application Publication**

Justus et al.

(10) **Pub. No.: US 2016/0216399 A1**

(43) **Pub. Date: Jul. 28, 2016**

(54) **3HELIUM GAS PROPORTIONAL COUNTER**

Related U.S. Application Data

(71) Applicant: **The Government of the United States of America, as represented by the Secretary of the Navy, Arlington, VA (US)**

(60) Provisional application No. 62/106,638, filed on Jan. 22, 2015.

Publication Classification

(72) Inventors: **Brian L. Justus, Springfield, VA (US); Alan L. Huston, Aldie, VA (US); Alan L. Justus, Los Alamos, NM (US)**

(51) **Int. Cl.**
G01V 5/00 (2006.01)

(52) **U.S. Cl.**
CPC **G01V 5/0091** (2013.01)

(73) Assignee: **The Government of the United States of America, as represented by the Secretary of the Navy, Arlington, VA (US)**

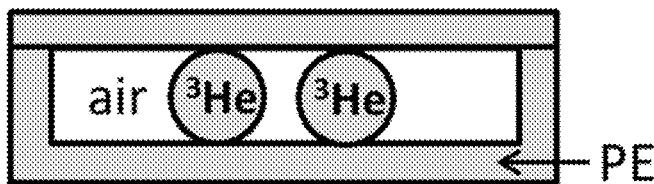
(57) **ABSTRACT**

A ³Helium gas counter comprising polyethylene slabs, a rectangular gas tube within the polyethylene slabs, and a mixture of ³Helium and Xenon. A ³Helium gas counter comprising polyethylene slabs, a rectangular gas tube within the polyethylene slabs, and a mixture of ³Helium and Krypton. A method of making a ³Helium gas counter comprising providing polyethylene slabs, placing a rectangular gas tube within the polyethylene slabs, and depositing a mixture of ³Helium and Xenon into the rectangular gas tube.

(21) Appl. No.: **14/991,462**

(22) Filed: **Jan. 8, 2016**

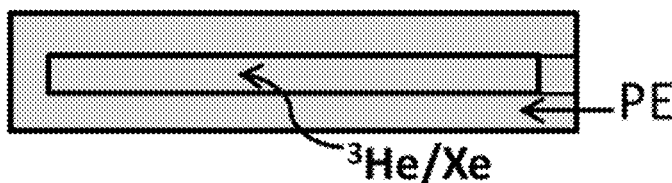
conventional ³He gas counter(s)



undermoderated

³He at 0.25 mg/cm³
exhibits signal
losses due to
wall effect.

proposed ³He/Xe gas counter



fully moderated

³He/Xe mixture at
11 mg/cm³ in
rectangular
tube.

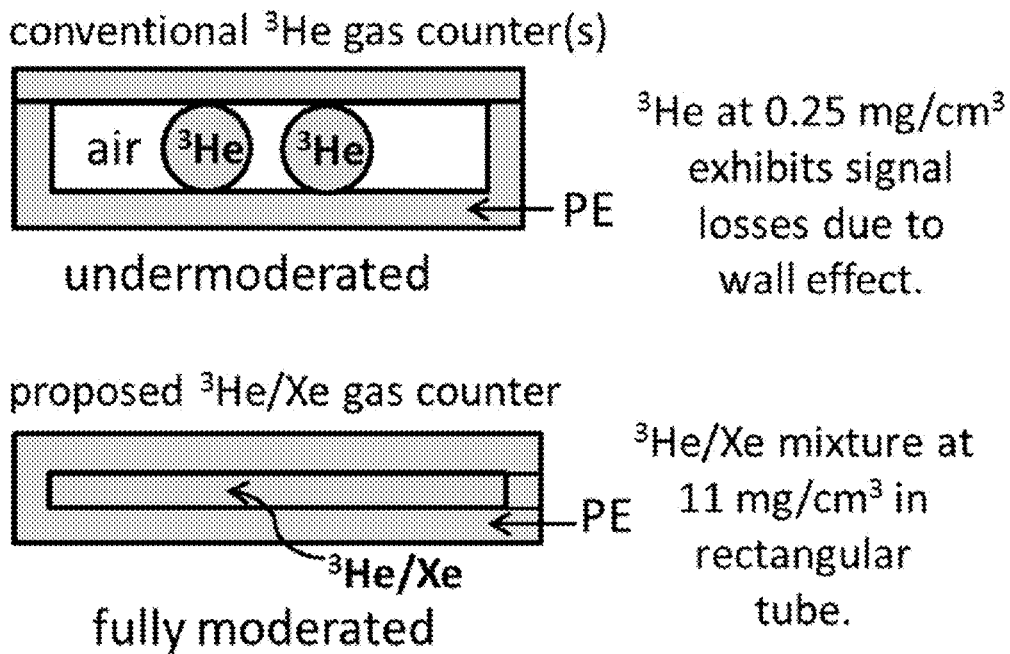


Figure 1

3HELIUM GAS PROPORTIONAL COUNTER

[0001] This application claims priority to and the benefits of U.S. Patent Application No. 62/106,638 filed on Jan. 22, 2015, the entirety of which is herein incorporated by reference.

BACKGROUND

[0002] The present invention describes improvements in the design and manufacture of large-area, ^3He gas proportional counters.

[0003] Large-area, ^3He gas proportional counters are critically important tools for detecting and monitoring the movement of special nuclear materials. While the demand for ^3He gas counters continues to increase, the availability of the most critical component, ^3He , is diminishing.

[0004] The disclosed engineering innovations and improvements to the design of existing ^3He gas counters will significantly reduce the quantity of ^3He used in the counters, and the innovations will improve the efficiency and reduce the cost of the counters. The design innovations can be modeled computationally to determine optimal configurations, and the invention can reach beyond the embodiments described herein.

[0005] The innovations of this invention will have a significant impact on verification capabilities by enabling the manufacture of more large-area neutron detectors at lower cost per detector. This invention can immediately reduce the rate of consumption of ^3He gas by implementing innovative changes in the fundamental design of existing, conventional ^3He gas proportional counters. The invention will alleviate the immediate crisis caused by the shortage of ^3He gas.

[0006] The development of efficient and cost-effective neutron detectors is a critical need for non-proliferation verification applications, including the detection of special nuclear materials and efforts to monitor their movement. The most common reactions used for thermal neutron detection are $^3\text{He}(n,p)$, $^6\text{Li}(n,\alpha)$ and $^{10}\text{B}(n,\alpha)$, however, for large area detection applications, as in, for example, radiation portal monitors, ^3He gas proportional counters are the most widely used detectors.

[0007] ^3He gas counters are attractive because the neutron capture cross section of ^3He , 5330 barns, is significantly higher than that of ^6Li or ^{10}B . In addition, ^3He is an inert gas, and gas proportional counters manufactured using ^3He do not represent a health hazard. In contrast, boron trifluoride, enriched to 96% ^{10}B , is also widely used in gas proportional counters, however the BF_3 gas is highly toxic.

[0008] The ^3He gas proportional counter is considered the "gold standard" for thermal neutron detection.

[0009] The demand for large-area ^3He gas proportional counters has increased significantly in recent years in view of the potential threat raised by terrorists acquiring and transporting nuclear materials for use in acts of terror. However, the supply of ^3He is not adequate to meet this demand, and the current annual production rate cannot be increased to meet the demand, so it is widely recognized that there is a critical shortage of ^3He that will only get worse if the annual rate of consumption is not reduced significantly.

[0010] In response to the ^3He shortage, many research groups have initiated basic research projects with the objective of developing new neutron detection technologies based primarily on ^6Li or ^{10}B , that match, or even exceed, the efficiency of ^3He gas proportional counters. Unfortunately,

the time to technical maturity of even the most impressively successful basic research program is on the order of 5 to 10 years. The immediate need for reducing the demand for ^3He will not be satisfied by the development of new technologies that will not be ready for commercialization for the next 5 to 10 years.

SUMMARY OF THE INVENTION

[0011] One object of this invention to teach an improved ^3He gas proportional counter system.

[0012] Another object of this invention is to teach an improved ^3He gas proportional counter that collects the reaction product energy more efficiently than conventional ^3He counters, in particular by reducing the reaction product energy losses to the tube walls.

[0013] Another object of this invention is to teach an improved ^3He gas proportional counter that uses a gas mixture with a higher overall gas density, but the mixture has a lower ^3He pressure, and the system uses less ^3He than conventional ^3He counters.

[0014] Another object of this invention is to teach an improved ^3He gas proportional counter system that provides more uniform neutron capture and generation of reaction products throughout the entire volume of the gas tube, resulting in a reduced probability of neutron capture near the tube walls compared to conventional ^3He counters.

[0015] Another object of this invention is to teach an improved ^3He gas proportional counter system having a gas tube with a rectangular cross section that has a lower fractional volume of the gas mixture that is near to the wall, thereby reducing wall effects compared to conventional cylindrical gas tubes.

[0016] Another object of this invention is to teach an improved ^3He gas proportional counter system having a gas tube with a rectangular cross section that will geometrically intercept all thermal neutrons crossing the gap between front and rear moderator faces.

[0017] Another object of this invention is to teach an improved ^3He gas proportional counter system that is better moderated so as to absorb fast neutrons with greater efficiency than conventional ^3He counters.

BRIEF DESCRIPTION OF THE DRAWINGS

[0018] FIG. 1 is a schematic illustrating the cross-sections of a conventional, low-intercepting, undermoderated ^3He gas counter system that uses cylindrical tubes; and an exemplary, high-intercepting, well-moderated $^3\text{He}/\text{Xe}$ gas counter system with a significantly improved detector efficiency.

DETAILED DESCRIPTION

[0019] FIG. 1 illustrates some of the main differences between the operation of conventional ^3He gas counters and the ^3He gas counter of this invention.

[0020] Conventional ^3He gas counter systems are under-efficient and permanently under-moderated. The geometry of the polyethylene moderator and gas tube are not optimally matched, such that the interaction of fast neutrons with the detector system is often minimal and the detection of subsequent thermalized neutrons is not optimized.

[0021] The invention provides for replacement of the cylindrical tubes with a single gas tube with a rectangular cross section. The rectangular cross-section will eliminate the air gaps in the moderator that surrounds the gas tube because the

polyethylene slabs will readily mate to the faces of the rectangular gas tube. The improvement in the moderation will reduce losses of diffusing thermalized neutrons and improve the detector efficiency. In addition, the total energy response can be readily tailored to potential targets.

[0022] Conventional ^3He gas counters require operation at relatively high ^3He pressures, up to 4 atmospheres, in order to achieve an overall gas density that is high enough to ensure efficient collection of reaction products within the gas volume. In large volume detectors, the use of high ^3He pressure means that large quantities of ^3He , a gas that is becoming increasingly scarce and expensive, are needed for each detector.

[0023] This invention provides for the use of significantly lower ^3He pressures.

[0024] In order to ensure efficient collection of reaction products, the reduction in the ^3He pressure must be offset by introducing another gas, preferably a high density gas, such as xenon, that ensures a high overall gas density. In fact, the use of a high density gas mixture can significantly improve the efficiency of the detector because it is possible to independently adjust the pressures of the component gases to optimize the efficiency of the detector. The pressure of the high density inert gas can be independently adjusted to optimize the overall gas density in the tube to permit efficient collection of reaction products and reduction of wall losses.

[0025] The pressure of the ^3He can be independently adjusted to optimize neutron absorption throughout the gas tube.

[0026] Conventional ^3He gas counters that operate at relatively high ^3He gas pressure are not optimized for efficient neutron capture throughout the entire volume of gas in the tube. When the ^3He pressure is set such that the density of the ^3He is high enough to ensure efficient collection of reaction products, the pressure is much higher than what is needed for optimal neutron absorption. This increases the probability that neutron capture will occur near the tube wall. Neutron capture near the tube wall leads to an increased probability of reaction product energy loss to the wall.

[0027] As explained above, this invention solves a long-standing problem.

[0028] This invention provides for the use of a gas mixture that permits the use of lower ^3He gas pressures. The ^3He pressure can be independently adjusted (lowered) to an optimal value that provides for more uniform neutron capture throughout the entire volume of the tube. Independent optimization of the pressure of the ^3He and the xenon gases will provide the gas counter of this invention with significantly improved detector efficiency.

[0029] Conventional ^3He gas counters use cylindrical gas tubes. However, the cylindrical geometry is not optimum with respect to minimization of the wall effect because the cylindrical geometry has a relatively large differential element of volume near the tube surface. This invention teaches the use of a gas tube with a rectangular geometry. The rectangular geometry reduces the differential gas volume near the tube wall compared to the cylindrical geometry.

[0030] The innovations in the design of ^3He gas proportional counters taught in this disclosure will result in improved detector efficiency, reduced consumption of ^3He , and reduced cost per detector. In view of current concerns about high demands for an increasingly scarce commodity, the innovations herein will have a significant impact on veri-

fication activities by enabling the manufacture of more large-area neutron gas counters at lower cost per counter.

EXAMPLE 1

Prior Art

[0031] For example, a currently deployed counter system has a hollow cavity with rectangular dimensions of 36"×15"×2" and uses two tubes, each 2" diameter by 36" long with a combined volume of about 3.7 l. The gas pressure is 2 atm.

EXAMPLE 2

[0032] A rectangular replacement counter of about the same volume would have dimensions of 15"×36"×1 cm. This tube will be in a cavity with no air gaps, and optimized polyethylene thickness. MCNP calculations show that a two-fold or greater reduction in the pressure of the ^3He occurs.

[0033] In addition, the calculations show that a two-fold reduction in the area of the gas tube (7.5"×36") is achieved.

[0034] The engineering innovations taught in this invention will achieve an overall four-fold reduction in the consumption of ^3He and still achieve improved detector efficiency.

[0035] Given that currently fielded portal monitors (e.g., the TSA VM-250AGN) use two counters per pillar and two pillars per system, the total cost savings could be over \$20K-\$30K for each portal monitor system, depending on the price of the ^3He . If the cost of ^3He continues to rise, the savings will be greater.

[0036] The specific design improvements taught in this invention, including such parameters as the size, shape, volume and pressure, can be varied for each detector application. State of the art computational tools, such as MCNP calculations, can be performed for each application.

[0037] Other high density inert gases, such as Kr, could be used in place of Xe.

[0038] Many modifications and variations of the present invention are possible in light of the above teachings. It is therefore to be understood that the claimed invention may be practiced otherwise than as specifically described. Any reference to claim elements in the singular, e.g., using the articles "a," "an," "the," or "said" is not construed as limiting the element to the singular.

What we claim is:

1. A ^3He gas counter comprising:
polyethylene slabs;
a rectangular gas tube within the polyethylene slabs; and
a mixture of ^3He and Xenon.
2. The ^3He gas counter of claim 1 wherein the ^3He and Xenon mixture is at a pressure of 11 mg/cm³ in the rectangular tube.
3. The ^3He gas counter of claim 1 wherein the pressure of the ^3He is lower than 2 atm.
4. The ^3He gas counter of claim 1 wherein the rectangular tube within the polyethylene slabs is such that there are no air gaps or other gaps between the rectangular tube and the polyethylene slabs.
5. A ^3He gas counter comprising:
polyethylene slabs;
a rectangular gas tube within the polyethylene slabs; and
a mixture of ^3He and Krypton.

6. A method of making a ^3He gas counter comprising:
providing polyethylene slabs;
placing a rectangular gas tube within the polyethylene
slabs; and
depositing a mixture of ^3He and Xenon into the rect-
angular gas tube.

7. The method of making the ^3He gas counter of claim
6 wherein the ^3He and Xenon mixture is deposited result-
ing in a pressure of 11 mg/cm^3 in the rectangular tube.

8. The method of making the ^3He gas counter of claim
7 further including the step of maintaining the ^3He pres-
sure lower than 2 atm.

9. The method of making the ^3He gas counter of claim
6 further including the step of placing the rectangular tube
within the polyethylene slabs such that there are no air gaps or
other gaps between the rectangular tube and the polyethylene
slabs.

10. The method of making the ^3He gas counter of
claim 6 further including the step of placing the rectangular
tube within the polyethylene slabs such that the rectangular
tube is flush with the polyethylene slabs and in continuous
contact therewith.

* * * * *