



(19) **United States**

(12) **Patent Application Publication**

Yuen et al.

(10) **Pub. No.: US 2016/0219006 A1**

(43) **Pub. Date: Jul. 28, 2016**

(54) **REPLACING TYPED EMOTICON WITH USER PHOTO**

Publication Classification

(71) Applicant: **Facebook, Inc.**, Menlo Park, CA (US)

(51) **Int. Cl.**
H04L 12/58 (2006.01)

(72) Inventors: **Jenny Yuen**, Cambridge, MA (US);
Luke St. Clair, Corte Madera, CA (US)

(52) **U.S. Cl.**
CPC **H04L 51/10** (2013.01); **H04L 51/04**
(2013.01); **H04L 51/32** (2013.01)

(21) Appl. No.: **15/087,958**

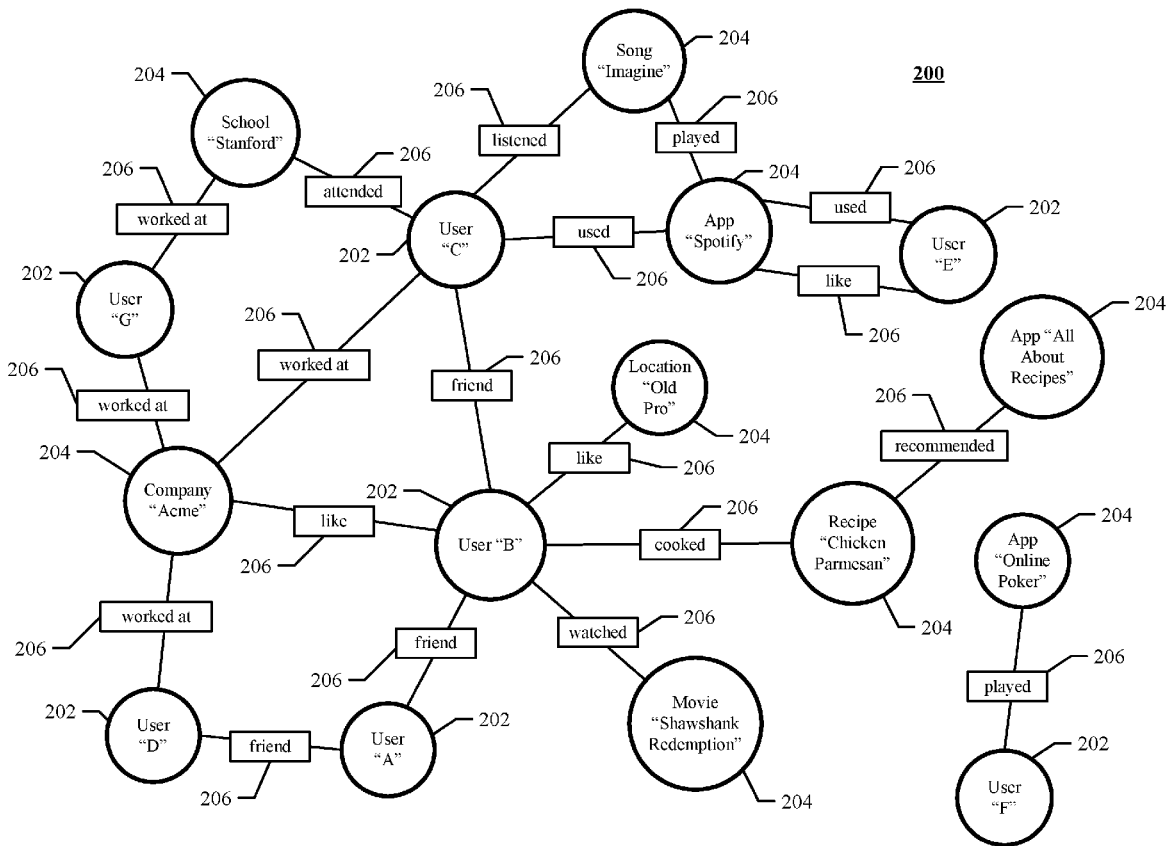
(57) **ABSTRACT**

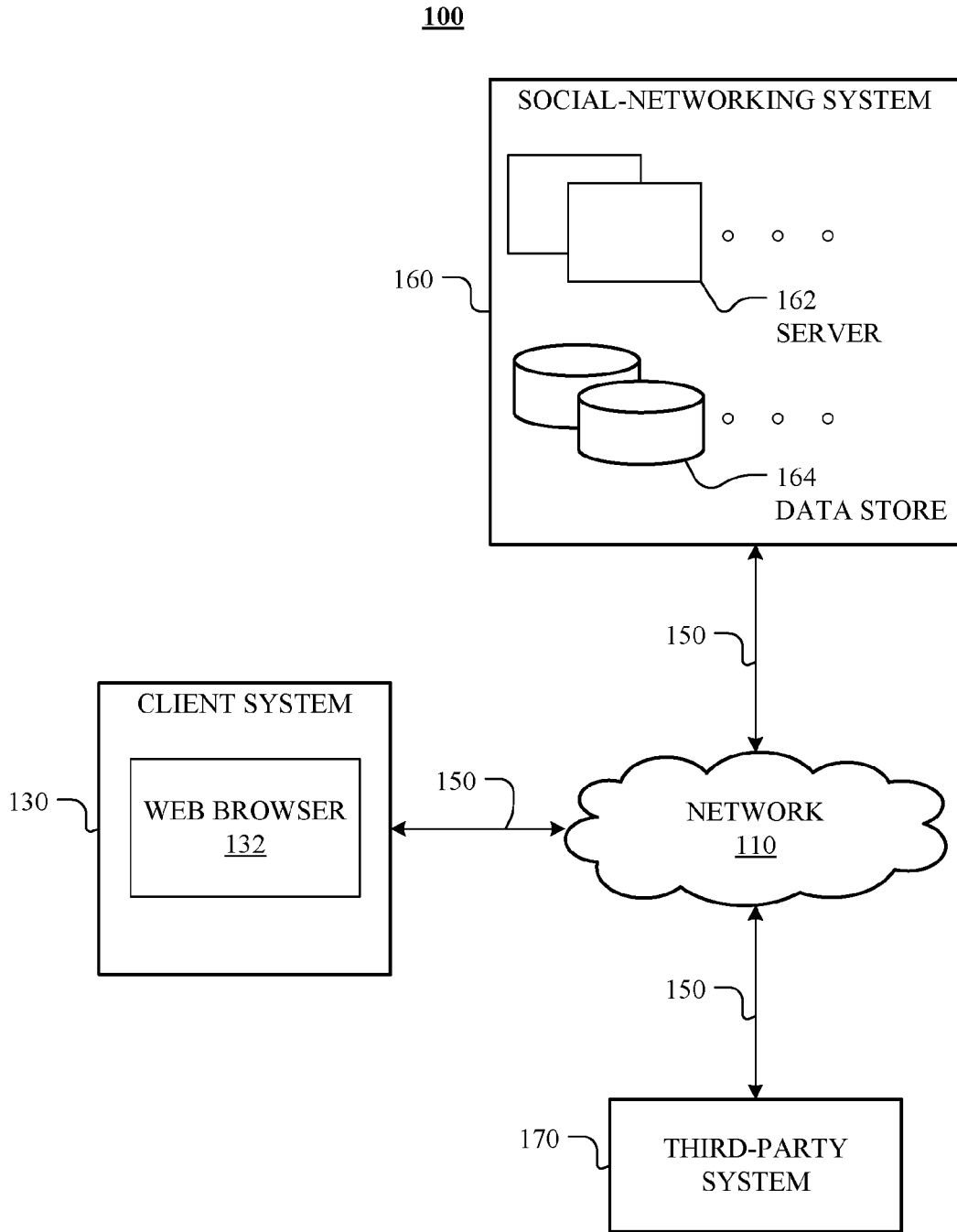
(22) Filed: **Mar. 31, 2016**

In one embodiment, a computing device receives input from a user participating in a message session. The computing device detects an emoticon in the received input and identifies an image corresponding to the emoticon. The computing device accesses the image corresponding to the emoticon and replaces the emoticon with the image in the message session.

Related U.S. Application Data

(63) Continuation of application No. 13/706,019, filed on Dec. 5, 2012, now Pat. No. 9,331,970.





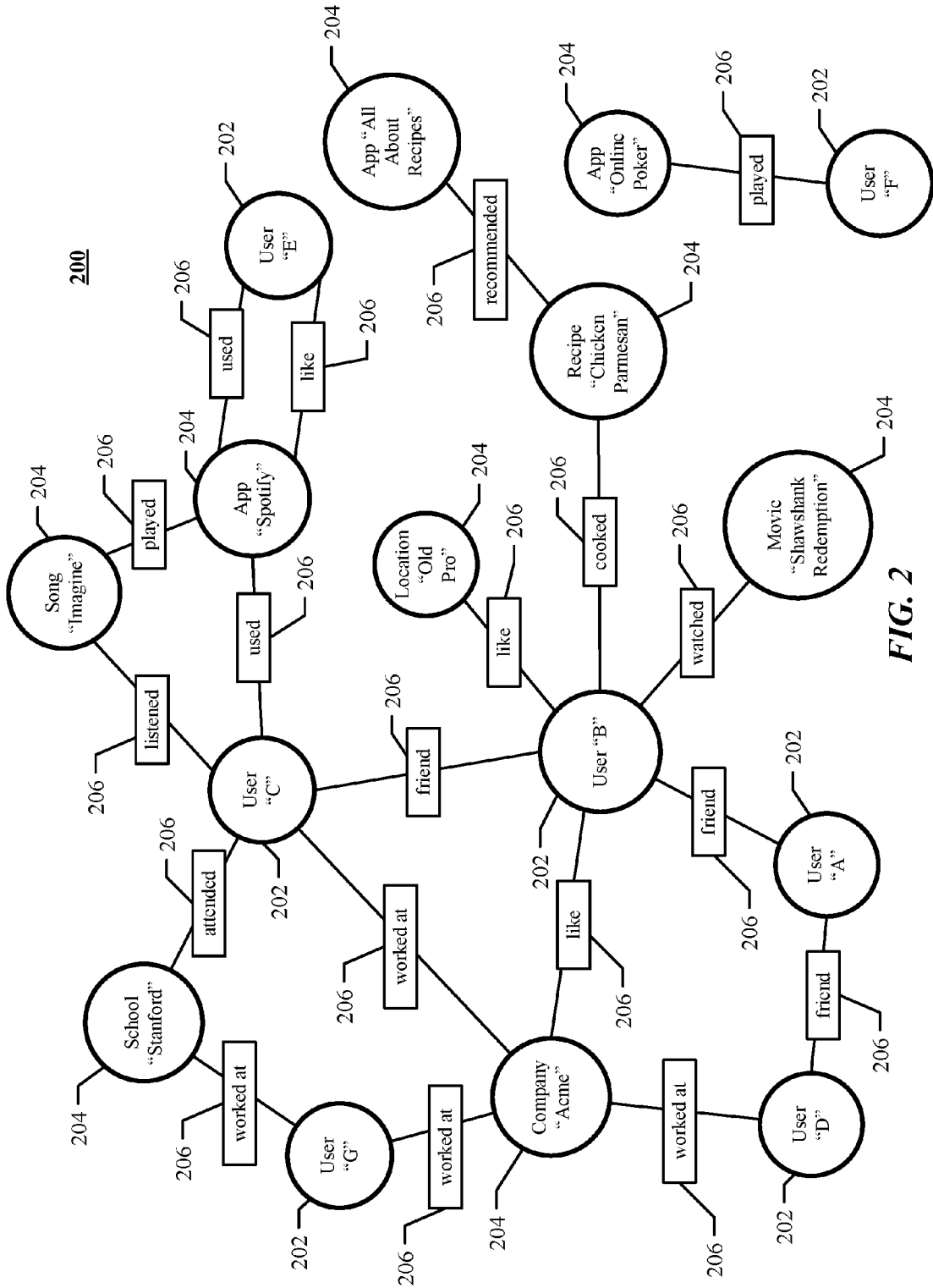


FIG. 2

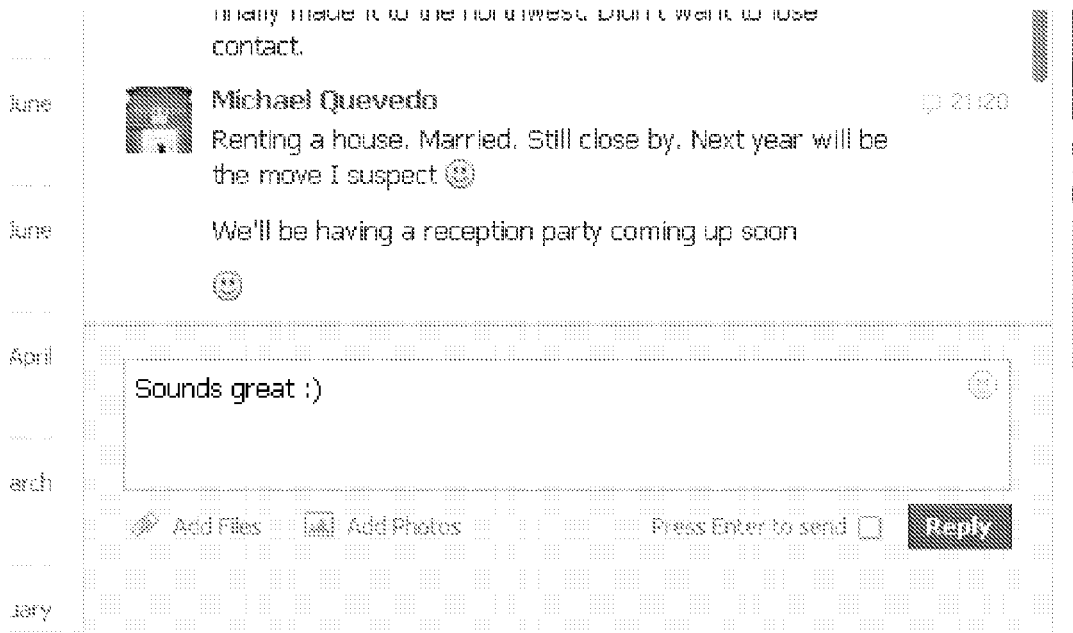


FIG. 3A



FIG. 3B

400

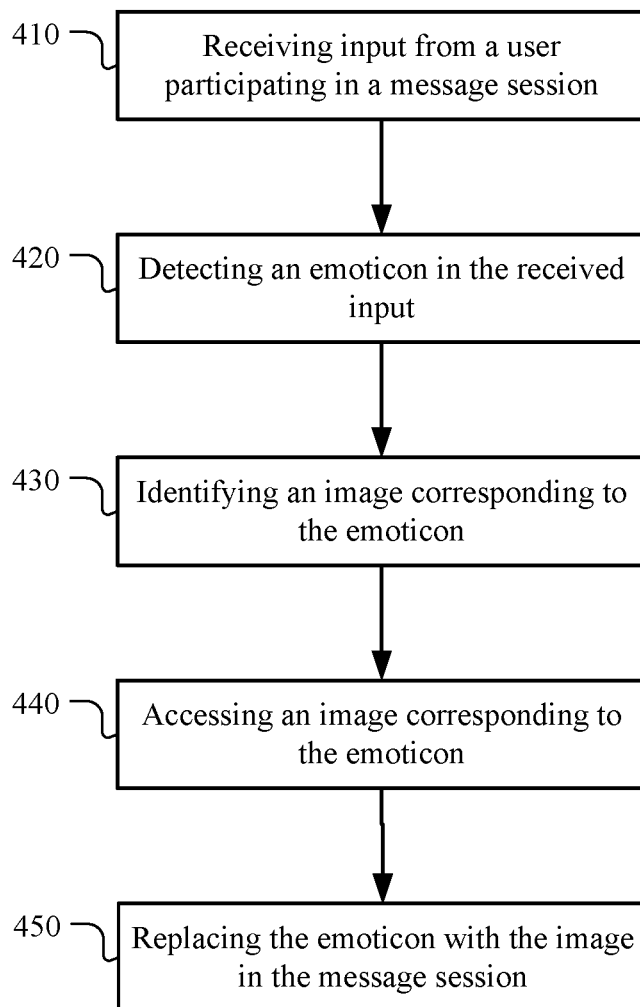


FIG. 4

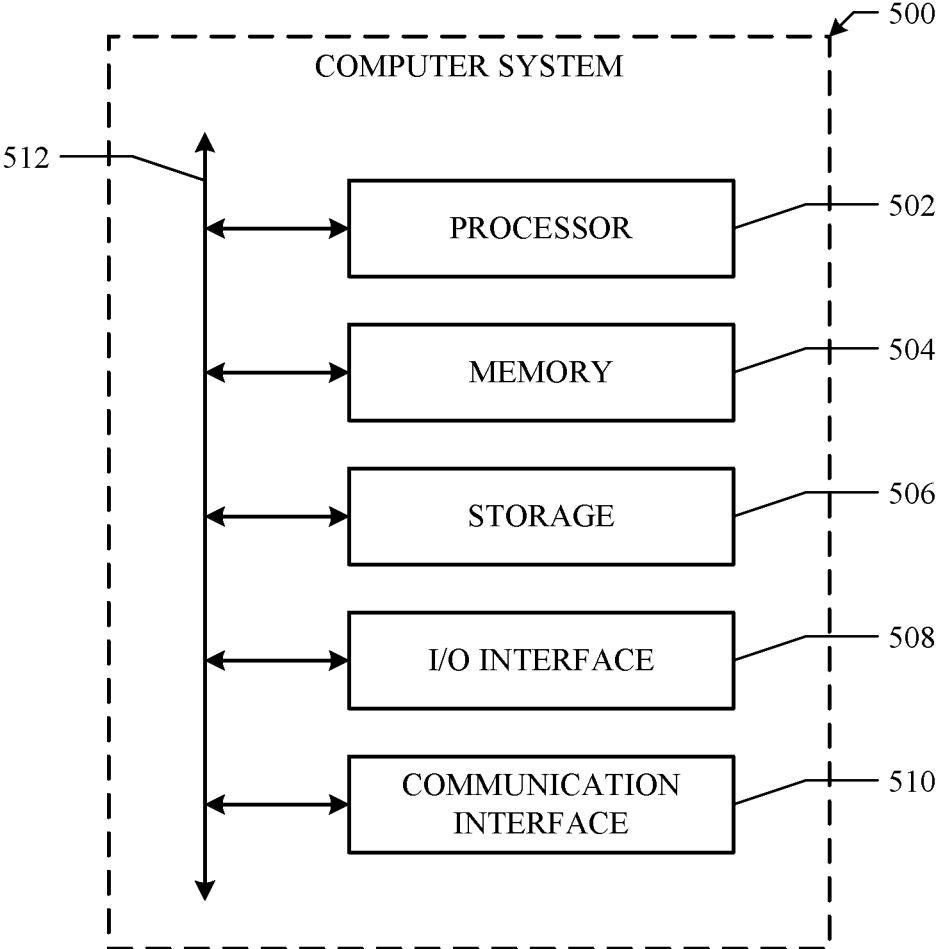


FIG. 5

REPLACING TYPED EMOTICON WITH USER PHOTO

PRIORITY

[0001] This application is a continuation under 35 U.S.C. §120 of U.S. patent application No. 13/706,019, filed 05 Dec. 2012, which is incorporated herein by reference.

TECHNICAL FIELD

[0002] This disclosure generally relates to emoticons, in particular, replacing a typed emoticon with a user photo.

BACKGROUND

[0003] A social-networking system, which may include a social-networking website, may enable its users (such as persons or organizations) to interact with it and with each other through it. The social-networking system may, with input from a user, create and store in the social-networking system a user profile associated with the user. The user profile may include demographic information, communication-channel information, and information on personal interests of the user. The social-networking system may also, with input from a user, create and store a record of relationships of the user with other users of the social-networking system, as well as provide services (e.g. wall posts, photo-sharing, event organization, messaging, games, or advertisements) to facilitate social interaction between or among users.

[0004] The social-networking system may send over one or more networks content or messages related to its services to a mobile or other computing device of a user. A user may also install software applications on a mobile or other computing device of the user for accessing a user profile of the user and other data within the social-networking system. The social-networking system may generate a personalized set of content objects to display to a user, such as a newsfeed of aggregated stories of other users connected to the user.

SUMMARY OF PARTICULAR EMBODIMENTS

[0005] In particular embodiments, a computing device, such as a server of a social-networking system, may analyze text of a message entered by a user participating in a message session to detect an emoticon in the text of the message session. The emoticon may, for example, be a character combination such as “:)” representing a smiley face. The computing device, using the detected emoticon, may identify and access an image corresponding to the emoticon. The image corresponding to the emoticon may be an image of the user with an expression similar to the expression conveyed by the detected emoticon. The image might also be any image the user has preselected to represent the expression conveyed by the detected emoticon. The computing device might also prompt the user to select an image. The computing device may provide for display to a second user, such as a recipient of the message, the image in place of the emoticon within the text of the message. The image may, for example, only be displayed to the second user if the second user has permission to view the image.

BRIEF DESCRIPTION OF THE DRAWINGS

[0006] FIG. 1 illustrates an example network environment associated with a social-networking system.

[0007] FIG. 2 illustrates an example social graph.

[0008] FIG. 3A illustrate an example message session with a typed emoticon.

[0009] FIG. 3B illustrates an example message session where the typed emoticon is replaced with a user photo.

[0010] FIG. 4 illustrates an example method for replacing a typed emoticon with an image.

[0011] FIG. 5 illustrates an example computer system.

DESCRIPTION OF EXAMPLE EMBODIMENTS

[0012] FIG. 1 illustrates an example network environment 100 associated with a social-networking system. Network environment 100 includes a client system 130, a social-networking system 160, and a third-party system 170 connected to each other by a network 110. Although FIG. 1 illustrates a particular arrangement of client system 130, social-networking system 160, third-party system 170, and network 110, this disclosure contemplates any suitable arrangement of client system 130, social-networking system 160, third-party system 170, and network 110. As an example and not by way of limitation, two or more of client system 130, social-networking system 160, and third-party system 170 may be connected to each other directly, bypassing network 110. As another example, two or more of client system 130, social-networking system 160, and third-party system 170 may be physically or logically co-located with each other in whole or in part. Moreover, although FIG. 1 illustrates a particular number of client systems 130, social-networking systems 160, third-party systems 170, and networks 110, this disclosure contemplates any suitable number of client systems 130, social-networking systems 160, third-party systems 170, and networks 110. As an example and not by way of limitation, network environment 100 may include multiple client system 130, social-networking systems 160, third-party systems 170, and networks 110.

[0013] This disclosure contemplates any suitable network 110. As an example and not by way of limitation, one or more portions of network 110 may include an ad hoc network, an intranet, an extranet, a virtual private network (VPN), a local area network (LAN), a wireless LAN (WLAN), a wide area network (WAN), a wireless WAN (WWAN), a metropolitan area network (MAN), a portion of the Internet, a portion of the Public Switched Telephone Network (PSTN), a cellular telephone network, or a combination of two or more of these. Network 110 may include one or more networks 110.

[0014] Links 150 may connect client system 130, social-networking system 160, and third-party system 170 to communication network 110 or to each other. This disclosure contemplates any suitable links 150. In particular embodiments, one or more links 150 include one or more wireline (such as for example Digital Subscriber Line (DSL) or Data Over Cable Service Interface Specification (DOCSIS)), wireless (such as for example Wi-Fi or Worldwide Interoperability for Microwave Access (WiMAX)), or optical (such as for example Synchronous Optical Network (SONET) or Synchronous Digital Hierarchy (SDH)) links. In particular embodiments, one or more links 150 each include an ad hoc network, an intranet, an extranet, a VPN, a LAN, a WLAN, a WAN, a WWAN, a MAN, a portion of the Internet, a portion of the PSTN, a cellular technology-based network, a satellite communications technology-based network, another link 150, or a combination of two or more such links 150. Links 150 need not necessarily be the same throughout network environment 100. One or more first links 150 may differ in one or more respects from one or more second links 150.

[0015] In particular embodiments, client system 130 may be an electronic device including hardware, software, or embedded logic components or a combination of two or more such components and capable of carrying out the appropriate functionalities implemented or supported by client system 130. As an example and not by way of limitation, a client system 130 may include a computer system such as a desktop computer, notebook or laptop computer, netbook, a tablet computer, e-book reader, GPS device, camera, personal digital assistant (PDA), handheld electronic device, cellular telephone, smartphone, other suitable electronic device, or any suitable combination thereof. This disclosure contemplates any suitable client systems 130. A client system 130 may enable a network user at client system 130 to access network 110. A client system 130 may enable its user to communicate with other users at other client systems 130.

[0016] In particular embodiments, client system 130 may include a web browser 132, such as MICROSOFT INTERNET EXPLORER, GOOGLE CHROME or MOZILLA FIREFOX, and may have one or more add-ons, plug-ins, or other extensions, such as TOOLBAR or YAHOO TOOLBAR. A user at client system 130 may enter a Uniform Resource Locator (URL) or other address directing the web browser 132 to a particular server (such as server 162, or a server associated with a third-party system 170), and the web browser 132 may generate a Hyper Text Transfer Protocol (HTTP) request and communicate the HTTP request to server. The server may accept the HTTP request and communicate to client system 130 one or more Hyper Text Markup Language (HTML) files responsive to the HTTP request. Client system 130 may render a webpage based on the HTML files from the server for presentation to the user. This disclosure contemplates any suitable webpage files. As an example and not by way of limitation, webpages may render from HTML files, Extensible Hyper Text Markup Language (XHTML) files, or Extensible Markup Language (XML) files, according to particular needs. Such pages may also execute scripts such as, for example and without limitation, those written in JAVASCRIPT, JAVA, MICROSOFT SILVERLIGHT, combinations of markup language and scripts such as AJAX (Asynchronous JAVASCRIPT and XML), and the like. Herein, reference to a webpage encompasses one or more corresponding webpage files (which a browser may use to render the webpage) and vice versa, where appropriate.

[0017] In particular embodiments, social-networking system 160 may be a network-addressable computing system that can host an online social network. Social-networking system 160 may generate, store, receive, and send social-networking data, such as, for example, user-profile data, concept-profile data, social-graph information, or other suitable data related to the online social network. Social-networking system 160 may be accessed by the other components of network environment 100 either directly or via network 110. In particular embodiments, social-networking system 160 may include one or more servers 162. Each server 162 may be a unitary server or a distributed server spanning multiple computers or multiple datacenters. Servers 162 may be of various types, such as, for example and without limitation, web server, news server, mail server, message server, advertising server, file server, application server, exchange server, database server, proxy server, another server suitable for performing functions or processes described herein, or any combination thereof. In particular embodiments, each server 162 may include hardware, software, or embedded logic compo-

nents or a combination of two or more such components for carrying out the appropriate functionalities implemented or supported by server 162. In particular embodiments, social-networking system 164 may include one or more data stores 164. Data stores 164 may be used to store various types of information. In particular embodiments, the information stored in data stores 164 may be organized according to specific data structures. In particular embodiments, each data store 164 may be a relational, columnar, correlation, or other suitable database. Although this disclosure describes or illustrates particular types of databases, this disclosure contemplates any suitable types of databases. Particular embodiments may provide interfaces that enable a client system 130, a social-networking system 160, or a third-party system 170 to manage, retrieve, modify, add, or delete, the information stored in data store 164.

[0018] In particular embodiments, social-networking system 160 may store one or more social graphs in one or more data stores 164. In particular embodiments, a social graph may include multiple nodes—which may include multiple user nodes (each corresponding to a particular user) or multiple concept nodes (each corresponding to a particular concept)—and multiple edges connecting the nodes. Social-networking system 160 may provide users of the online social network the ability to communicate and interact with other users. In particular embodiments, users may join the online social network via social-networking system 160 and then add connections (e.g. relationships) to a number of other users of social-networking system 160 whom they want to be connected to. Herein, the term “friend” may refer to any other user of social-networking system 160 with whom a user has formed a connection, association, or relationship via social-networking system 160.

[0019] In particular embodiments, social-networking system 160 may provide users with the ability to take actions on various types of items or objects, supported by social-networking system 160. As an example and not by way of limitation, the items and objects may include groups or social networks to which users of social-networking system 160 may belong, events or calendar entries in which a user might be interested, computer-based applications that a user may use, transactions that allow users to buy or sell items via the service, interactions with advertisements that a user may perform, or other suitable items or objects. A user may interact with anything that is capable of being represented in social-networking system 160 or by an external system of third-party system 170, which is separate from social-networking system 160 and coupled to social-networking system 160 via a network 110.

[0020] In particular embodiments, social-networking system 160 may be capable of linking a variety of entities. As an example and not by way of limitation, social-networking system 160 may enable users to interact with each other as well as receive content from third-party systems 170 or other entities, or to allow users to interact with these entities through an application programming interfaces (API) or other communication channels.

[0021] In particular embodiments, a third-party system 170 may include one or more types of servers, one or more data stores, one or more interfaces, including but not limited to APIs, one or more web services, one or more content sources, one or more networks, or any other suitable components, e.g., that servers may communicate with. A third-party system 170 may be operated by a different entity from an entity operating

social-networking system **160**. In particular embodiments, however, social-networking system **160** and third-party systems **170** may operate in conjunction with each other to provide social-networking services to users of social-networking system **160** or third-party systems **170**. In this sense, social-networking system **160** may provide a platform, or backbone, which other systems, such as third-party systems **170**, may use to provide social-networking services and functionality to users across the Internet.

[0022] In particular embodiments, a third-party system **170** may include a third-party content object provider. A third-party content object provider may include one or more sources of content objects, which may be communicated to a client system **130**. As an example and not by way of limitation, content objects may include information regarding things or activities of interest to the user, such as, for example, movie show times, movie reviews, restaurant reviews, restaurant menus, product information and reviews, or other suitable information. As another example and not by way of limitation, content objects may include incentive content objects, such as coupons, discount tickets, gift certificates, or other suitable incentive objects.

[0023] In particular embodiments, social-networking system **160** also includes user-generated content objects, which may enhance a user's interactions with social-networking system **160**. User-generated content may include anything a user can add, upload, send, or "post" to social-networking system **160**. As an example and not by way of limitation, a user communicates posts to social-networking system **160** from a client system **130**. Posts may include data such as status updates or other textual data, location information, photos, videos, links, music or other similar data or media. Content may also be added to social-networking system **160** by a third-party through a "communication channel," such as a newsfeed or stream.

[0024] In particular embodiments, social-networking system **160** may include a variety of servers, sub-systems, programs, modules, logs, and data stores. In particular embodiments, social-networking system **160** may include one or more of the following: a web server, action logger, API-request server, relevance-and-ranking engine, content-object classifier, notification controller, action log, third-party-content-object-exposure log, inference module, authorization/privacy server, search module, advertisement-targeting module, user-interface module, user-profile store, connection store, third-party content store, or location store. Social-networking system **160** may also include suitable components such as network interfaces, security mechanisms, load balancers, failover servers, management-and-network-operations consoles, other suitable components, or any suitable combination thereof. In particular embodiments, social-networking system **160** may include one or more user-profile stores for storing user profiles. A user profile may include, for example, biographic information, demographic information, behavioral information, social information, or other types of descriptive information, such as work experience, educational history, hobbies or preferences, interests, affinities, or location. Interest information may include interests related to one or more categories. Categories may be general or specific. As an example and not by way of limitation, if a user "likes" an article about a brand of shoes the category may be the brand, or the general category of "shoes" or "clothing." A connection store may be used for storing connection information about users. The connection information may indicate

users who have similar or common work experience, group memberships, hobbies, educational history, or are in any way related or share common attributes. The connection information may also include user-defined connections between different users and content (both internal and external). A web server may be used for linking social-networking system **160** to one or more client systems **130** or one or more third-party system **170** via network **110**. The web server may include a mail server or other messaging functionality for receiving and routing messages between social-networking system **160** and one or more client systems **130**. An API-request server may allow a third-party system **170** to access information from social-networking system **160** by calling one or more APIs. An action logger may be used to receive communications from a web server about a user's actions on or off social-networking system **160**. In conjunction with the action log, a third-party-content-object log may be maintained of user exposures to third-party-content objects. A notification controller may provide information regarding content objects to a client system **130**. Information may be pushed to a client system **130** as notifications, or information may be pulled from client system **130** responsive to a request received from client system **130**. Authorization servers may be used to enforce one or more privacy settings of the users of social-networking system **160**. A privacy setting of a user determines how particular information associated with a user can be shared. The authorization server may allow users to opt in or opt out of having their actions logged by social-networking system **160** or shared with other systems (e.g. third-party system **170**), such as, for example, by setting appropriate privacy settings. Third-party-content-object stores may be used to store content objects received from third parties, such as a third-party system **170**. Location stores may be used for storing location information received from client systems **130** associated with users. Advertisement-pricing modules may combine social information, the current time, location information, or other suitable information to provide relevant advertisements, in the form of notifications, to a user.

[0025] FIG. 2 illustrates example social graph **200**. In particular embodiments, social-networking system **160** may store one or more social graphs **200** in one or more data stores. In particular embodiments, social graph **200** may include multiple nodes—which may include multiple user nodes **202** or multiple concept nodes **204**—and multiple edges **206** connecting the nodes. Example social graph **200** illustrated in FIG. 2 is shown, for didactic purposes, in a two-dimensional visual map representation. In particular embodiments, a social-networking system **160**, client system **130**, or third-party system **170** may access social graph **200** and related social-graph information for suitable applications. The nodes and edges of social graph **200** may be stored as data objects, for example, in a data store (such as a social-graph database). Such a data store may include one or more searchable or queryable indexes of nodes or edges of social graph **200**.

[0026] In particular embodiments, a user node **202** may correspond to a user of social-networking system **160**. As an example and not by way of limitation, a user may be an individual (human user), an entity (e.g. an enterprise, business, or third-party application), or a group (e.g. of individuals or entities) that interacts or communicates with or over social-networking system **160**. In particular embodiments, when a user registers for an account with social-networking system **160**, social-networking system **160** may create a user node **202** corresponding to the user, and store the user node

202 in one or more data stores. Users and user nodes **202** described herein may, where appropriate, refer to registered users and user nodes **202** associated with registered users. In addition or as an alternative, users and user nodes **202** described herein may, where appropriate, refer to users that have not registered with social-networking system **160**. In particular embodiments, a user node **202** may be associated with information provided by a user or information gathered by various systems, including social-networking system **160**. As an example and not by way of limitation, a user may provide his or her name, profile picture, contact information, birth date, sex, marital status, family status, employment, education background, preferences, interests, or other demographic information. In particular embodiments, a user node **202** may be associated with one or more data objects corresponding to information associated with a user. In particular embodiments, a user node **202** may correspond to one or more webpages.

[**0027**] In particular embodiments, a concept node **204** may correspond to a concept. As an example and not by way of limitation, a concept may correspond to a place (such as, for example, a movie theater, restaurant, landmark, or city); a website (such as, for example, a website associated with social-network system **160** or a third-party website associated with a web-application server); an entity (such as, for example, a person, business, group, sports team, or celebrity); a resource (such as, for example, an audio file, video file, digital photo, text file, structured document, or application) which may be located within social-networking system **160** or on an external server, such as a web-application server; real or intellectual property (such as, for example, a sculpture, painting, movie, game, song, idea, photograph, or written work); a game; an activity; an idea or theory; another suitable concept; or two or more such concepts. A concept node **204** may be associated with information of a concept provided by a user or information gathered by various systems, including social-networking system **160**. As an example and not by way of limitation, information of a concept may include a name or a title; one or more images (e.g. an image of the cover page of a book); a location (e.g. an address or a geographical location); a website (which may be associated with a URL); contact information (e.g. a phone number or an email address); other suitable concept information; or any suitable combination of such information. In particular embodiments, a concept node **204** may be associated with one or more data objects corresponding to information associated with concept node **204**. In particular embodiments, a concept node **204** may correspond to one or more webpages.

[**0028**] In particular embodiments, a node in social graph **200** may represent or be represented by a webpage (which may be referred to as a “profile page”). Profile pages may be hosted by or accessible to social-networking system **160**. Profile pages may also be hosted on third-party websites associated with a third-party server **170**. As an example and not by way of limitation, a profile page corresponding to a particular external webpage may be the particular external webpage and the profile page may correspond to a particular concept node **204**. Profile pages may be viewable by all or a selected subset of other users. As an example and not by way of limitation, a user node **202** may have a corresponding user-profile page in which the corresponding user may add content, make declarations, or otherwise express himself or herself. As another example and not by way of limitation, a concept node **204** may have a corresponding concept-profile

page in which one or more users may add content, make declarations, or express themselves, particularly in relation to the concept corresponding to concept node **204**.

[**0029**] In particular embodiments, a concept node **204** may represent a third-party webpage or resource hosted by a third-party system **170**. The third-party webpage or resource may include, among other elements, content, a selectable or other icon, or other inter-actable object (which may be implemented, for example, in JavaScript, AJAX, or PHP codes) representing an action or activity. As an example and not by way of limitation, a third-party webpage may include a selectable icon such as “like,” “check in,” “eat,” “recommend,” or another suitable action or activity. A user viewing the third-party webpage may perform an action by selecting one of the icons (e.g. “eat”), causing a client system **130** to send to social-networking system **160** a message indicating the user’s action. In response to the message, social-networking system **160** may create an edge (e.g. an “eat” edge) between a user node **202** corresponding to the user and a concept node **204** corresponding to the third-party webpage or resource and store edge **206** in one or more data stores.

[**0030**] In particular embodiments, a pair of nodes in social graph **200** may be connected to each other by one or more edges **206**. An edge **206** connecting a pair of nodes may represent a relationship between the pair of nodes. In particular embodiments, an edge **206** may include or represent one or more data objects or attributes corresponding to the relationship between a pair of nodes. As an example and not by way of limitation, a first user may indicate that a second user is a “friend” of the first user. In response to this indication, social-networking system **160** may send a “friend request” to the second user. If the second user confirms the “friend request,” social-networking system **160** may create an edge **206** connecting the first user’s user node **202** to the second user’s user node **202** in social graph **200** and store edge **206** as social-graph information in one or more of data stores **24**. In the example of FIG. 2, social graph **200** includes an edge **206** indicating a friend relation between user nodes **202** of user “A” and user “B” and an edge indicating a friend relation between user nodes **202** of user “C” and user “B.” Although this disclosure describes or illustrates particular edges **206** with particular attributes connecting particular user nodes **202**, this disclosure contemplates any suitable edges **206** with any suitable attributes connecting user nodes **202**. As an example and not by way of limitation, an edge **206** may represent a friendship, family relationship, business or employment relationship, fan relationship, follower relationship, visitor relationship, sub scriber relationship, superior/subordinate relationship, reciprocal relationship, non-reciprocal relationship, another suitable type of relationship, or two or more such relationships. Moreover, although this disclosure generally describes nodes as being connected, this disclosure also describes users or concepts as being connected. Herein, references to users or concepts being connected may, where appropriate, refer to the nodes corresponding to those users or concepts being connected in social graph **200** by one or more edges **206**.

[**0031**] In particular embodiments, an edge **206** between a user node **202** and a concept node **204** may represent a particular action or activity performed by a user associated with user node **202** toward a concept associated with a concept node **204**. As an example and not by way of limitation, as illustrated in FIG. 2, a user may “like,” “attended,” “played,” “listened,” “cooked,” “worked at,” or “watched” a concept,

each of which may correspond to a edge type or subtype. A concept-profile page corresponding to a concept node **204** may include, for example, a selectable “check in” icon (such as, for example, a clickable “check in” icon) or a selectable “add to favorites” icon. Similarly, after a user clicks these icons, social-networking system **160** may create a “favorite” edge or a “check in” edge in response to a user’s action corresponding to a respective action. As another example and not by way of limitation, a user (user “C”) may listen to a particular song (“Ramble On”) using a particular application (SPOTIFY, which is an online music application). In this case, social-networking system **160** may create a “listened” edge **206** and a “used” edge (as illustrated in FIG. 2) between user nodes **202** corresponding to the user and concept nodes **204** corresponding to the song and application to indicate that the user listened to the song and used the application. Moreover, social-networking system **160** may create a “played” edge **206** (as illustrated in FIG. 2) between concept nodes **204** corresponding to the song and the application to indicate that the particular song was played by the particular application. In this case, “played” edge **206** corresponds to an action performed by an external application (SPOTIFY) on an external audio file (the song “Imagine”). Although this disclosure describes particular edges **206** with particular attributes connecting user nodes **202** and concept nodes **204**, this disclosure contemplates any suitable edges **206** with any suitable attributes connecting user nodes **202** and concept nodes **204**. Moreover, although this disclosure describes edges between a user node **202** and a concept node **204** representing a single relationship, this disclosure contemplates edges between a user node **202** and a concept node **204** representing one or more relationships. As an example and not by way of limitation, an edge **206** may represent both that a user likes and has used at a particular concept. Alternatively, another edge **206** may represent each type of relationship (or multiples of a single relationship) between a user node **202** and a concept node **204** (as illustrated in FIG. 2 between user node **202** for user “E” and concept node **204** for “SPOTIFY”).

[0032] In particular embodiments, social-networking system **160** may create an edge **206** between a user node **202** and a concept node **204** in social graph **200**. As an example and not by way of limitation, a user viewing a concept-profile page (such as, for example, by using a web browser or a special-purpose application hosted by the user’s client system **130**) may indicate that he or she likes the concept represented by the concept node **204** by clicking or selecting a “Like” icon, which may cause the user’s client system **130** to send to social-networking system **160** a message indicating the user’s liking of the concept associated with the concept-profile page. In response to the message, social-networking system **160** may create an edge **206** between user node **202** associated with the user and concept node **204**, as illustrated by “like” edge **206** between the user and concept node **204**. In particular embodiments, social-networking system **160** may store an edge **206** in one or more data stores. In particular embodiments, an edge **206** may be automatically formed by social-networking system **160** in response to a particular user action. As an example and not by way of limitation, if a first user uploads a picture, watches a movie, or listens to a song, an edge **206** may be formed between user node **202** corresponding to the first user and concept nodes **204** corresponding to those concepts. Although this disclosure describes forming

particular edges **206** in particular manners, this disclosure contemplates forming any suitable edges **206** in any suitable manner.

[0033] FIG. 3A illustrates an example message session with a typed emoticon, and FIG. 3B illustrates an example message session where the typed emoticon is replaced with a user photo. In particular embodiments, users of social-networking system **160** may communicate with one another via, for example, a messaging service. The messaging service may be hosted by a server **162** of social-networking system **160** and may include a messaging interface that allows users of the social-networking system to send each other messages including text and attachments (e.g. URLs, images, videos, or other files) in a message session. A message session may encompass multiple messages (e.g. multiple lines of text, including attachments) between users. A message session may encompass communication between two users or a plurality of users. A message session may encompass a single communication from a user who posts a message for other interested users of social-networking system **160** to view, such as a status update. In particular embodiments, the messaging interface may also include operability for users of the social-networking system to send each other messages including text and in-line images. An example message in a messaging interface with operability including in-line images is illustrated in FIGS. 3A and 3B. These images may be taken from a variety of sources, including, for example, images available to the users within social-networking system **160**, images on third party system **170** available over communication network **110**, or images available to client system **130**. Images available to client system **130** may also include images from an image capture device, such as a camera, accessible by client system **130**.

[0034] In particular embodiments, a user of a messaging interface in social-networking system **160** may insert an emoticon into a line of text in a message by specifying a sequence of characters intended to emulate a facial expression. Popular examples are “:)” to represent a smile or “;)” to represent a wink. Emoticons are not limited to facial expressions or a certain number of characters. A more elaborate example is “@>- ->- ->- ->-” representing a rose.

[0035] [35] In particular embodiments, a computing device such as message server **162** may detect an emoticon in the text of a message by analyzing the text of the received input. Analyzing the text of the received input may include matching a portion of the received text with text of known emoticons stored in data store **164**. Data store **164** of known emoticons may be populated by an administrator. In other embodiments, the computing device may populate the known emoticons stored in data store **164** with a user-defined list of emoticons or the computing device may automatically learn emoticons based on prior input of the same or other users. For example, message server **162** may recognize “:)” as an emoticon because the user previously defined that particular string as an emoticon or because the user previously replaced that particular string with an image. Any suitable format for the emoticon may be used to indicate that the text string comprises an emoticon. FIG. 3A illustrates an example in which a single message session includes a user typed emoticon “:)”.

[0036] Within a line of text in a message, a user may type an emoticon, and a computing device such as message server **162** may replace the emoticon with an in-line image associated with the emoticon. The image may be displayed within the line of text to the user and also to a recipient of the

message. The image may be an image of the user with an expression similar to that of the typed emoticon, an image of any person with a similar expression, an image of a pet or other animal with a similar expression, or any image the user or an administrator wants to associate with the emoticon. The image may be a webpage hosted by a third-party system **170** on a server external to social-networking system **160**. The image may be an image associated with a concept node **204**, a user node **202**, or any other object, including, by way of example and without limitation, a profile picture associated with a user, a photo in an album associated with a place or a user, or a specific image chosen by a user (or node administrator) for use as a replacement for an emoticon. The association of emoticons to images may be performed by message server **162** in real time. For example, message server **162** may identify an image by analyzing all images associated with a user node **202** for images with expressions that correspond to the expression of the typed emoticon. Message server **162** may automatically replace the typed emoticon with an identified image, or it may present a selection of images to the user for identification. Message server **162** may store previous user identifications to make automatic future identifications or to present a selection of previously used images to a user for identification. In another example, the user may store a predefined mapping of emoticons to images in data store **164**. Message server **162** may identify an image received from an image capture device accessible by client system **130**. For example, the user may supply a contemporaneous photo with an expression matching that of the emoticon for message server **162** to identify. FIG. 3B illustrates an example of a single message session in which an image of a man smiling replaces the typed emoticon “:)” from FIG. 3A.

[0037] The emoticon typed by the user identifies the image, such that an image associated with the emoticon may be fetched and displayed in-line based on the emoticon. In particular embodiments, an API of the social-networking system may handle the fetching or displaying of images in messages. As an example, a message server **162** of social-networking system **160** may recognize that the sender of a message in a message session has typed an emoticon in the messaging interface. In particular embodiments, message server **162** of social-networking system **160** performs a check to identify an image corresponding to the emoticon. If, for example, no image is associated with the emoticon, message server **162** may display the text string typed by the user instead of displaying an image. In another example, message server **162** may choose to display a default image identified by a system administrator. In particular embodiments, the image displayed in the message may be fixed in size, and in other embodiments, the image may be scaled based upon the text size of the message text.

[0038] When the browser or other display interface of the recipient of the message containing an emoticon receives the message, the browser may construct (e.g. in JavaScript) an API query or method call for an image (with arguments based on the emoticon in the message) to a server **162** of social-networking system **160**. The server may verify whether the method is valid, whether the recipient user browser has the permission to call the method, and whether the arguments are well-formed and legitimate. Based on this, the server **162** may construct a URL for the image and deliver the URL or image to the browser of the recipient of the message. As described above, the recipient may see a text string or a default image if the emoticon does not have an associated image. Further-

more, the recipient user must have the adequate permissions as stored in social-networking system **160** to see the image. For example, if a sender attempts to send a message with a user profile image that the recipient does not have permission to see, the recipient may see a blank image, or any other suitable image, within the text due to lack of permission.

[0039] Furthermore, although particular embodiments involving a messaging service have been discussed, replacing typed emoticons with user photos may be employed throughout social-networking system **160**, wherever text is used to communicate. As an example, if a user comments on a post by another user (an example of an edge **206**) of social-networking system **160**, the comment may include emoticons. Similarly, a post (such as a link or status update) may include emoticons. Additionally, other types of communication services, including email or chat services, may also include operability for replacing typed emoticons with user photos.

[0040] FIG. 4 illustrates an example method **400** for replacing a typed emoticon with an image. The method may begin at step **410**, where a computing device such as message server **162** of social-networking system **160** receives input from a user participating in a message session. The message session may comprise one or more messages including text. The text may include an emoticon. At step **420**, the computing device detects the emoticon in the received input. At step **430**, the computing device identifies an image corresponding to the emoticon. The computing device accesses the image corresponding to the emoticon at step **440** and replaces the emoticon with the image in the message session at step **450**. Particular embodiments may repeat one or more steps of the method of FIG. 4, where appropriate. Although this disclosure describes and illustrates particular steps of the method of FIG. 4 as occurring in a particular order, this disclosure contemplates any suitable steps of the method of FIG. 4 occurring in any suitable order. Moreover, although this disclosure describes and illustrates particular components, devices, or systems carrying out particular steps of the method of FIG. 4, this disclosure contemplates any suitable combination of any suitable components, devices, or systems carrying out any suitable steps of the method of FIG. 4.

[0041] FIG. 5 illustrates an example computer system **500**. In particular embodiments, one or more computer systems **500** perform one or more steps of one or more methods described or illustrated herein. In particular embodiments, one or more computer systems **500** provide functionality described or illustrated herein. In particular embodiments, software running on one or more computer systems **500** performs one or more steps of one or more methods described or illustrated herein or provides functionality described or illustrated herein. Particular embodiments include one or more portions of one or more computer systems **500**. Herein, reference to a computer system may encompass a computing device, and vice versa, where appropriate. Moreover, reference to a computer system may encompass one or more computer systems, where appropriate.

[0042] This disclosure contemplates any suitable number of computer systems **500**. This disclosure contemplates computer system **500** taking any suitable physical form. As example and not by way of limitation, computer system **500** may be an embedded computer system, a system-on-chip (SOC), a single-board computer system (SBC) (such as, for example, a computer-on-module (COM) or system-on-module (SOM)), a desktop computer system, a laptop or notebook computer system, an interactive kiosk, a mainframe, a mesh

of computer systems, a mobile telephone, a personal digital assistant (PDA), a server, a tablet computer system, or a combination of two or more of these. Where appropriate, computer system 500 may include one or more computer systems 500; be unitary or distributed; span multiple locations; span multiple machines; span multiple data centers; or reside in a cloud, which may include one or more cloud components in one or more networks. Where appropriate, one or more computer systems 500 may perform without substantial spatial or temporal limitation one or more steps of one or more methods described or illustrated herein. As an example and not by way of limitation, one or more computer systems 500 may perform in real time or in batch mode one or more steps of one or more methods described or illustrated herein. One or more computer systems 500 may perform at different times or at different locations one or more steps of one or more methods described or illustrated herein, where appropriate.

[0043] In particular embodiments, computer system 500 includes a processor 502, memory 504, storage 506, an input/output (I/O) interface 508, a communication interface 510, and a bus 512. Although this disclosure describes and illustrates a particular computer system having a particular number of particular components in a particular arrangement, this disclosure contemplates any suitable computer system having any suitable number of any suitable components in any suitable arrangement.

[0044] In particular embodiments, processor 502 includes hardware for executing instructions, such as those making up a computer program. As an example and not by way of limitation, to execute instructions, processor 502 may retrieve (or fetch) the instructions from an internal register, an internal cache, memory 504, or storage 506; decode and execute them; and then write one or more results to an internal register, an internal cache, memory 504, or storage 506. In particular embodiments, processor 502 may include one or more internal caches for data, instructions, or addresses. This disclosure contemplates processor 502 including any suitable number of any suitable internal caches, where appropriate. As an example and not by way of limitation, processor 502 may include one or more instruction caches, one or more data caches, and one or more translation lookaside buffers (TLBs). Instructions in the instruction caches may be copies of instructions in memory 504 or storage 506, and the instruction caches may speed up retrieval of those instructions by processor 502. Data in the data caches may be copies of data in memory 504 or storage 506 for instructions executing at processor 502 to operate on; the results of previous instructions executed at processor 502 for access by subsequent instructions executing at processor 502 or for writing to memory 504 or storage 506; or other suitable data. The data caches may speed up read or write operations by processor 502. The TLBs may speed up virtual-address translation for processor 502. In particular embodiments, processor 502 may include one or more internal registers for data, instructions, or addresses. This disclosure contemplates processor 502 including any suitable number of any suitable internal registers, where appropriate. Where appropriate, processor 502 may include one or more arithmetic logic units (ALUs); be a multi-core processor; or include one or more processors 502. Although this disclosure describes and illustrates a particular processor, this disclosure contemplates any suitable processor.

[0045] In particular embodiments, memory 504 includes main memory for storing instructions for processor 502 to execute or data for processor 502 to operate on. As an example and not by way of limitation, computer system 500 may load instructions from storage 506 or another source (such as, for example, another computer system 500) to memory 504. Processor 502 may then load the instructions from memory 504 to an internal register or internal cache. To execute the instructions, processor 502 may retrieve the instructions from the internal register or internal cache and decode them. During or after execution of the instructions, processor 502 may write one or more results (which may be intermediate or final results) to the internal register or internal cache. Processor 502 may then write one or more of those results to memory 504. In particular embodiments, processor 502 executes only instructions in one or more internal registers or internal caches or in memory 504 (as opposed to storage 506 or elsewhere) and operates only on data in one or more internal registers or internal caches or in memory 504 (as opposed to storage 506 or elsewhere). One or more memory buses (which may each include an address bus and a data bus) may couple processor 502 to memory 504. Bus 512 may include one or more memory buses, as described below. In particular embodiments, one or more memory management units (MMUs) reside between processor 502 and memory 504 and facilitate accesses to memory 504 requested by processor 502. In particular embodiments, memory 504 includes random access memory (RAM). This RAM may be volatile memory, where appropriate. Where appropriate, this RAM may be dynamic RAM (DRAM) or static RAM (SRAM). Moreover, where appropriate, this RAM may be single-ported or multi-ported RAM. This disclosure contemplates any suitable RAM. Memory 504 may include one or more memories 504, where appropriate. Although this disclosure describes and illustrates particular memory, this disclosure contemplates any suitable memory.

[0046] In particular embodiments, storage 506 includes mass storage for data or instructions. As an example and not by way of limitation, storage 506 may include a hard disk drive (HDD), a floppy disk drive, flash memory, an optical disc, a magneto-optical disc, magnetic tape, or a Universal Serial Bus (USB) drive or a combination of two or more of these. Storage 506 may include removable or non-removable (or fixed) media, where appropriate. Storage 506 may be internal or external to computer system 500, where appropriate. In particular embodiments, storage 506 is non-volatile, solid-state memory. In particular embodiments, storage 506 includes read-only memory (ROM). Where appropriate, this ROM may be mask-programmed ROM, programmable ROM (PROM), erasable PROM (EPROM), electrically erasable PROM (EEPROM), electrically alterable ROM (EAROM), or flash memory or a combination of two or more of these. This disclosure contemplates mass storage 506 taking any suitable physical form. Storage 506 may include one or more storage control units facilitating communication between processor 502 and storage 506, where appropriate. Where appropriate, storage 506 may include one or more storages 506. Although this disclosure describes and illustrates particular storage, this disclosure contemplates any suitable storage.

[0047] In particular embodiments, I/O interface 508 includes hardware, software, or both, providing one or more interfaces for communication between computer system 500 and one or more I/O devices. Computer system 500 may

include one or more of these I/O devices, where appropriate. One or more of these I/O devices may enable communication between a person and computer system **500**. As an example and not by way of limitation, an I/O device may include a keyboard, keypad, microphone, monitor, mouse, printer, scanner, speaker, still camera, stylus, tablet, touch screen, trackball, video camera, another suitable I/O device or a combination of two or more of these. An I/O device may include one or more sensors. This disclosure contemplates any suitable I/O devices and any suitable I/O interfaces **508** for them. Where appropriate, I/O interface **508** may include one or more device or software drivers enabling processor **502** to drive one or more of these I/O devices. I/O interface **508** may include one or more I/O interfaces **508**, where appropriate. Although this disclosure describes and illustrates a particular I/O interface, this disclosure contemplates any suitable I/O interface.

[0048] In particular embodiments, communication interface **510** includes hardware, software, or both providing one or more interfaces for communication (such as, for example, packet-based communication) between computer system **500** and one or more other computer systems **500** or one or more networks. As an example and not by way of limitation, communication interface **510** may include a network interface controller (NIC) or network adapter for communicating with an Ethernet or other wire-based network or a wireless NIC (WNIC) or wireless adapter for communicating with a wireless network, such as a WI-FI network. This disclosure contemplates any suitable network and any suitable communication interface **510** for it. As an example and not by way of limitation, computer system **500** may communicate with an ad hoc network, a personal area network (PAN), a local area network (LAN), a wide area network (WAN), a metropolitan area network (MAN), or one or more portions of the Internet or a combination of two or more of these. One or more portions of one or more of these networks may be wired or wireless. As an example, computer system **500** may communicate with a wireless PAN (WPAN) (such as, for example, a BLUETOOTH WPAN), a WI-FI network, a WI-MAX network, a cellular telephone network (such as, for example, a Global System for Mobile Communications (GSM) network), or other suitable wireless network or a combination of two or more of these. Computer system **500** may include any suitable communication interface **510** for any of these networks, where appropriate. Communication interface **510** may include one or more communication interfaces **510**, where appropriate. Although this disclosure describes and illustrates a particular communication interface, this disclosure contemplates any suitable communication interface.

[0049] In particular embodiments, bus **512** includes hardware, software, or both coupling components of computer system **500** to each other. As an example and not by way of limitation, bus **512** may include an Accelerated Graphics Port (AGP) or other graphics bus, an Enhanced Industry Standard Architecture (EISA) bus, a front-side bus (FSB), a HYPERTRANSPORT (HT) interconnect, an Industry Standard Architecture (ISA) bus, an INFINIBAND interconnect, a low-pin-count (LPC) bus, a memory bus, a Micro Channel Architecture (MCA) bus, a Peripheral Component Interconnect (PCI) bus, a PCI-Express (PCIe) bus, a serial advanced technology attachment (SATA) bus, a Video Electronics Standards Association local (VLB) bus, or another suitable bus or a combination of two or more of these. Bus **512** may include one or more buses **512**, where appropriate. Although this

disclosure describes and illustrates a particular bus, this disclosure contemplates any suitable bus or interconnect.

[0050] Herein, a computer-readable non-transitory storage medium or media may include one or more semiconductor-based or other integrated circuits (ICs) (such as, for example, field-programmable gate arrays (FPGAs) or application-specific ICs (ASICs)), hard disk drives (HDDs), hybrid hard drives (HHDs), optical discs, optical disc drives (ODDs), magneto-optical discs, magneto-optical drives, floppy diskettes, floppy disk drives (FDDs), magnetic tapes, solid-state drives (SSDs), RAM-drives, SECURE DIGITAL cards or drives, any other suitable computer-readable non-transitory storage media, or any suitable combination of two or more of these, where appropriate. A computer-readable non-transitory storage medium may be volatile, non-volatile, or a combination of volatile and non-volatile, where appropriate.

[0051] Herein, “or” is inclusive and not exclusive, unless expressly indicated otherwise or indicated otherwise by context. Therefore, herein, “A or B” means “A, B, or both,” unless expressly indicated otherwise or indicated otherwise by context. Moreover, “and” is both joint and several, unless expressly indicated otherwise or indicated otherwise by context. Therefore, herein, “A and B” means “A and B, jointly or severally,” unless expressly indicated otherwise or indicated otherwise by context.

[0052] The scope of this disclosure encompasses all changes, substitutions, variations, alterations, and modifications to the example embodiments described or illustrated herein that a person having ordinary skill in the art would comprehend. The scope of this disclosure is not limited to the example embodiments described or illustrated herein. Moreover, although this disclosure describes and illustrates respective embodiments herein as including particular components, elements, functions, operations, or steps, any of these embodiments may include any combination or permutation of any of the components, elements, functions, operations, or steps described or illustrated anywhere herein that a person having ordinary skill in the art would comprehend. Furthermore, reference in the appended claims to an apparatus or system or a component of an apparatus or system being adapted to, arranged to, capable of, configured to, enabled to, operable to, or operative to perform a particular function encompasses that apparatus, system, component, whether or not it or that particular function is activated, turned on, or unlocked, as long as that apparatus, system, or component is so adapted, arranged, capable, configured, enabled, operable, or operative.

What is claimed is:

1. A method comprising:

- by a computing device, receiving input from a user in a message session;
- by the computing device, detecting an emoticon in the received input;
- by the computing device, analyzing a plurality of images associated with the user to detect expressions;
- by the computing device, identifying, based on the analyzing and a predefined mapping of emoticons to stored images in a data store, a particular one of the images corresponding to the emoticon; and
- by the computing device, replacing the emoticon with the particular one of the images in the message session.

2. The method of claim 1, wherein the identifying the particular image corresponding to the emoticon comprises receiving a selection of the particular image from a list suggested to the user.

3. The method of claim 1, wherein the identifying the particular image corresponding to the emoticon comprises identifying the particular image based on a previous emoticon replacement with an image provided by or associated with the user.

4. The method of claim 1, wherein the identifying the particular image corresponding to the emoticon comprises identifying the image from an image capture input device.

5. The method of claim 1, further comprising, by the computing device, presenting the particular image to a second user if the second user has permission to view the image.

6. The method of claim 1, wherein the computing device is a server managing the message session.

7. The method of claim 1, wherein the detecting an emoticon in the received input comprises:

generating an analysis of text in the received input; and identifying an emoticon based on the analysis of the text.

8. One or more computer-readable non-transitory storage media in one or more computing systems, the media embodying logic that is operable when executed to:

receive input from a user in a message session;

detect an emoticon in the received input;

analyze a plurality of images associated with the user to detect expressions;

identify, based on the analyzing and a predefined mapping of emoticons to stored images in a data store, a particular one of the images corresponding to the emoticon; and replace the emoticon with the particular one of the images in the message session.

9. The media of claim 8, wherein the identifying the particular image corresponding to the emoticon comprises receiving a selection of the particular image from a list suggested to the user.

10. The media of claim 8, wherein the identifying the particular image corresponding to the emoticon comprises identifying the particular image based on a previous emoticon replacement with an image provided by or associated with the user.

11. The media of claim 8, wherein the identifying the particular image corresponding to the emoticon comprises identifying the image from an image capture input device.

12. The media of claim 8, further embodying logic operable when executed to present the particular image to a second user if the second user has permission to view the image.

13. The media of claim 8, wherein at least one computing device is a server managing the message session.

14. The media of claim 8, wherein the detecting an emoticon in the received input comprises:

generating an analysis of text in the received input; and

identifying an emoticon based on the analysis of the text.

15. A first computing system comprising:

a memory comprising instructions executable by one or more processors; and

the one or more processors coupled to the memory and operable to execute the instructions, the one or more processors being operable when executing the instructions to:

receive input from a user in a message session;

detect an emoticon in the received input;

analyze a plurality of images associated with the user to detect expressions;

identify, based on the analyzing and a predefined mapping of emoticons to stored images in a data store, a particular one of the images corresponding to the emoticon; and replace the emoticon with the particular one of the images in the message session.

16. The system of claim 15, the one or more processors being further operable when executing the instructions to present the particular image to a second user if the second user has permission to view the image.

17. The system of claim 15, wherein detecting an emoticon in the received input comprises:

generating an analysis of text in the received input; and

identifying an emoticon based on the analysis of the text.

18. The system of claim 15, wherein at least one computing device is a server managing the message session.

19. The system of claim 15, wherein identifying the particular image corresponding to the emoticon comprises identifying the image from an image capture input device.

* * * * *